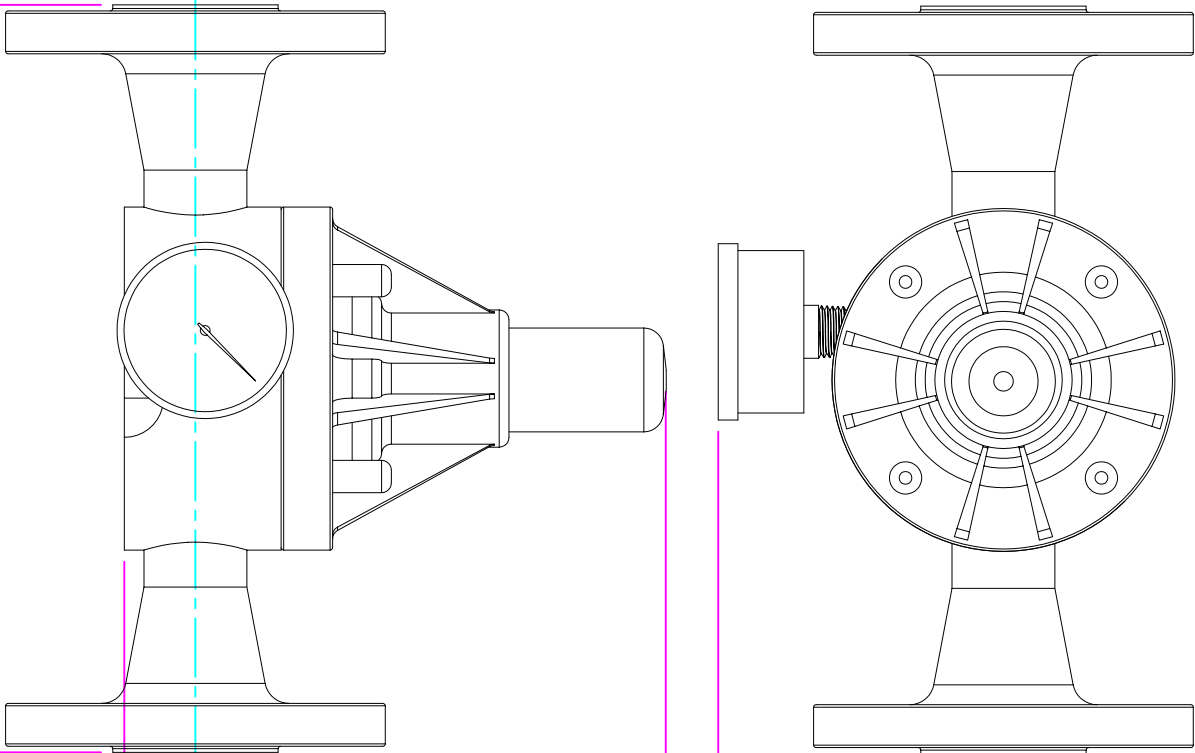


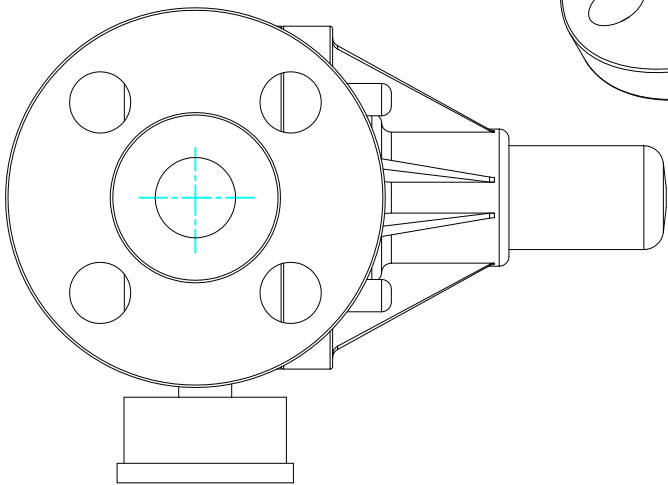
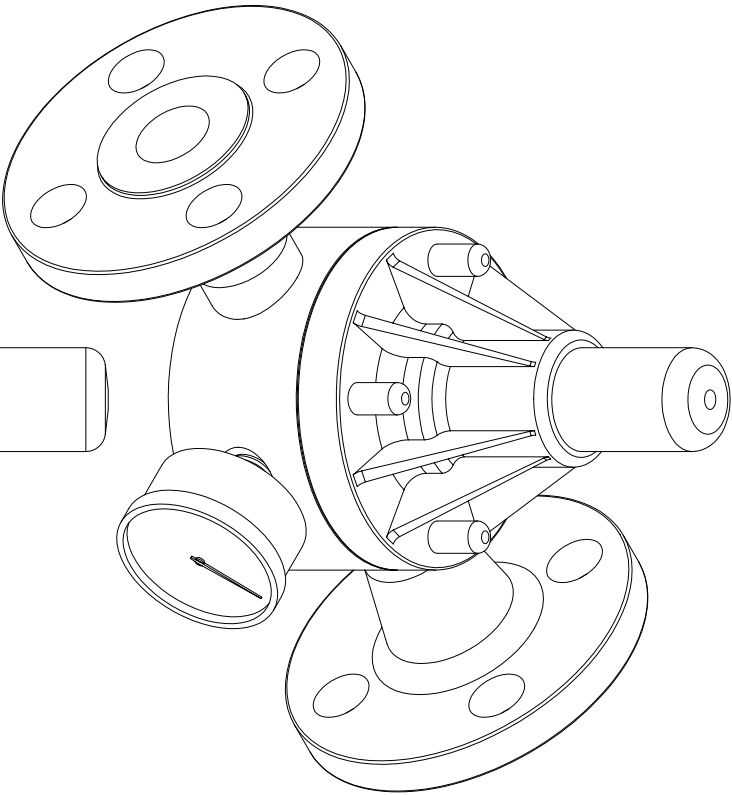
THIS DRAWING IS THE PROPERTY OF PRIMARY FLUID SYSTEMS INC. FROM WHICH
A WRITTEN CONSENT FOR APPROVAL SHALL BE REQUIRED PRIOR TO COPYING.



WIDTH
4.85" [123mm]

4.80" [122mm]
HEIGHT (H)

0.73" [18mm]
HEIGHT (h)



THIS DRAWING WITH DIMENSIONS
APPLY TO FOLLOWING MODELS:

ECD-75E-ALL20-T-GAUGE
ECD-75E-HAST-T-GAUGE
ECD-75E-SS-T-GAUGE
ECD-75F-ALL20-T-GAUGE
ECD-75F-HAST-T-GAUGE
ECD-75F-SS-T-GAUGE

PRIMARY FLUID SYSTEMS INC.

1050 Cooke Blvd, Burlington, Ontario L7T 4A8

TITLE:

¾" CDN 202 FLANGED
ECD VALVE
WITH GAUGE

DWG TYPE:

PLANAR VIEW 2-D

PROJECT: B-SERIES ECD SHT: 1 OF 1 DRAWN BY: VICTOR W. L.

DATE ISSUED: 26-AUG-10 SCALE: 1:2 UNITS: INCHES

DWG NO.:

ECD-75E-SS-T-GAUGE-2D

MATERIAL: METALLIC

APPROVED BY:

ISO 9001 CERTIFIED



DIMENSIONAL TOLERANCE
XXX = ± 0.05"

SHEET
SIZE:
8.5 x 11

REV: 1

A