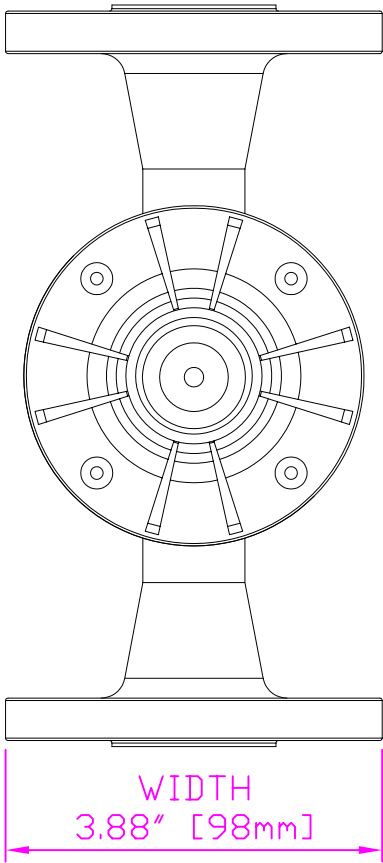
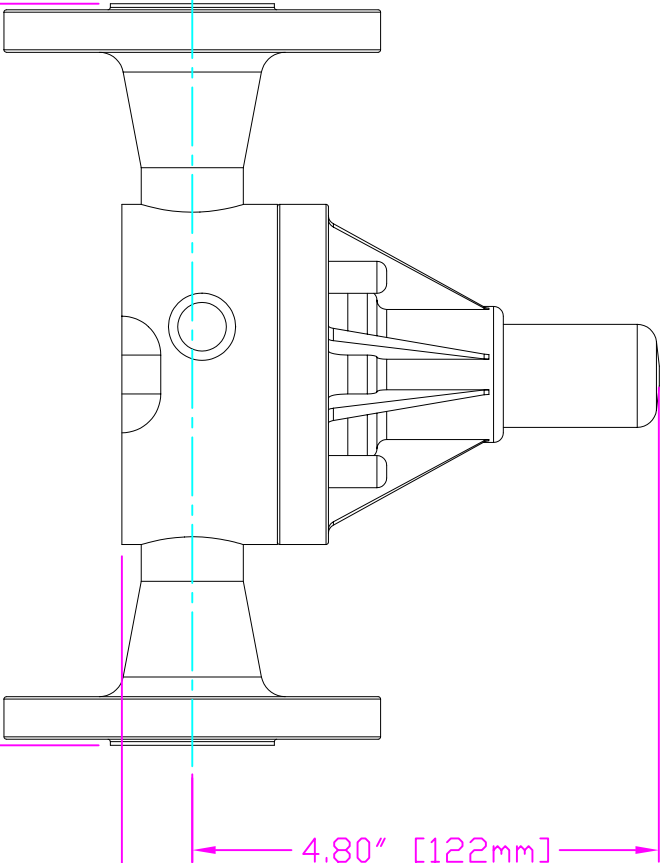
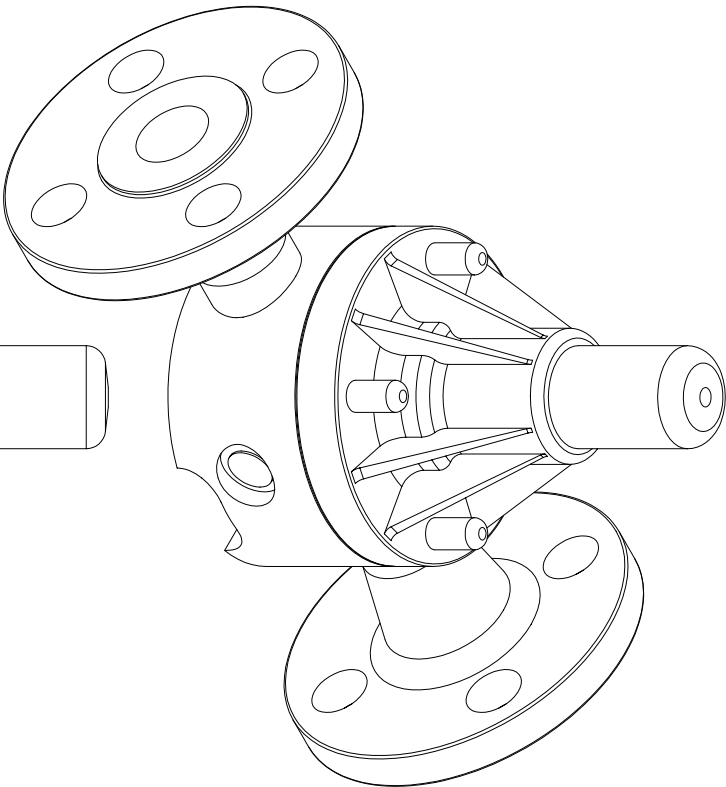


THIS DRAWING IS THE PROPERTY OF PRIMARY FLUID SYSTEMS INC. FROM WHICH A WRITTEN CONSENT FOR APPROVAL SHALL BE REQUIRED PRIOR TO COPYING.

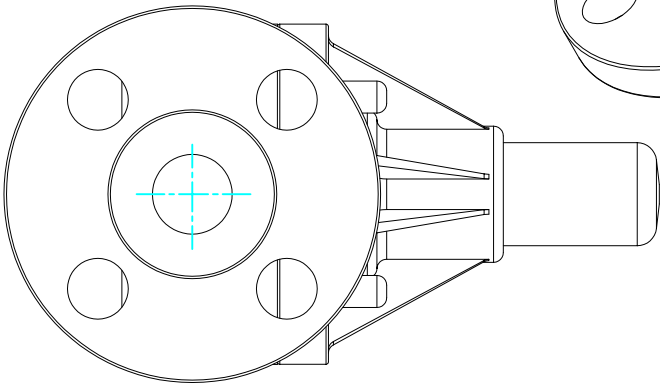


WIDTH
3.88" [98mm]



4.80" [122mm]
HEIGHT (H)

0.73" [18mm]
HEIGHT (h)



THIS DRAWING WITH DIMENSIONS
APPLY TO FOLLOWING MODELS:

ECD-75E-ALL20-T
ECD-75E-HAST-T
ECD-75E-SS-T
ECD-75F-ALL20-T
ECD-75F-HAST-T
ECD-75F-SS-T

PRIMARY FLUID SYSTEMS INC.

1050 Cooke Blvd., Burlington, Ontario L7T 4A8

TITLE:

3/4" (DN 20) FLANGED
ECD VALVE

PROJECT: B-SERIES ECD
DATE ISSUED: 26-AUG-10
SHT: 1 OF 1
SCALE: 1:2
DRAWN BY: VICTOR V.
UNITS: INCHES
REV: #

ECD-75E-SS-T-2D

MATERIAL: METALLIC

DIMENSIONAL TOLERANCE
XXX = ± 0.25"

APPROVED BY:



8.5 X 11
SHEET
SIZE:
A

DWG TYPE:

PLANAR VIEW 2-D