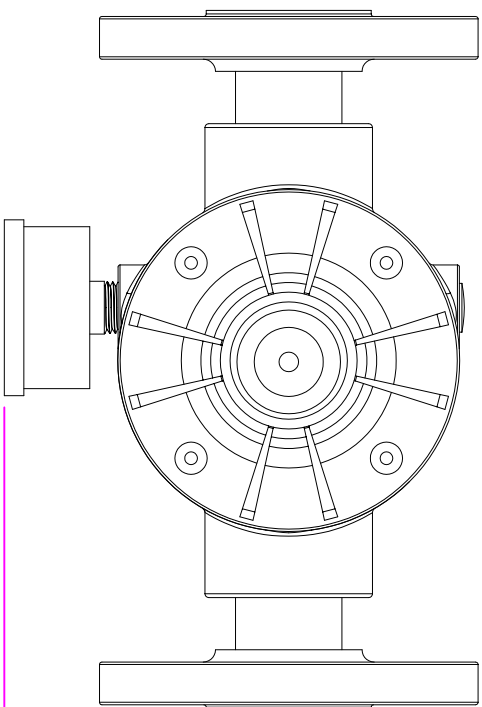
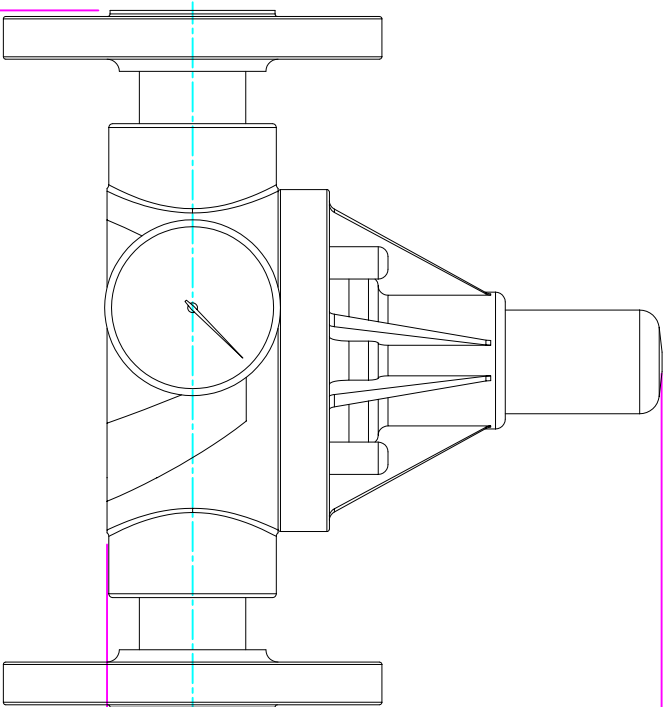


THIS DRAWING IS THE PROPERTY OF PRIMARY FLUID SYSTEMS INC. FROM WHICH A WRITTEN CONSENT FOR APPROVAL SHALL BE REQUIRED PRIOR TO COPYING.



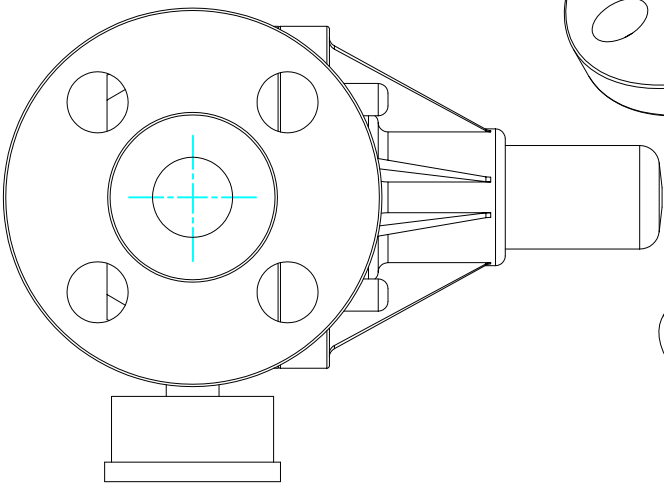
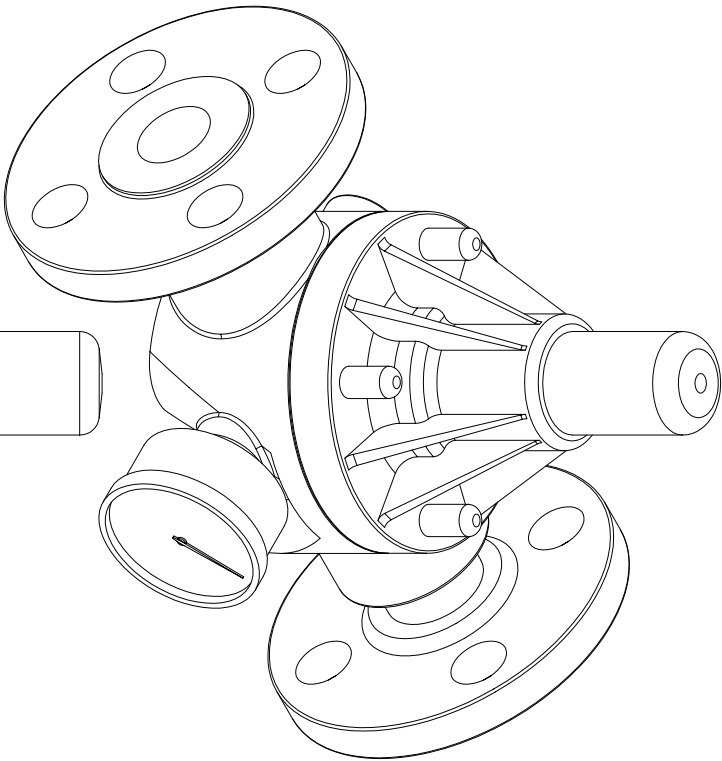
WIDTH  
4.85" [123mm]



HEIGHT (H)  
4.80" [122mm]

HEIGHT (h)  
0.88" [22mm]

7.17" [182mm]  
LENGTH (L)



THIS DRAWING WITH DIMENSIONS  
APPLY TO FOLLOWING MODELS:

- ECD-75E-PVC-P-GAUGE
- ECD-75E-CPVC-T-GAUGE
- ECD-75E-PP-T-GAUGE
- ECD-75E-PVDF-T-GAUGE
- ECD-75F-PVC-P-GAUGE
- ECD-75F-CPVC-T-GAUGE
- ECD-75F-PP-T-GAUGE
- ECD-75F-PVDF-T-GAUGE

# PRIMARY FLUID SYSTEMS INC.

1050 Cooke Blvd, Burlington, Ontario L7T 4A8

**TITLE**  
¾" (DN 20) FLANGED  
ECD VALVE  
WITH GAUGE

**DWG TYPE:**

PLANAR VIEW 2-D

**PROJECT:** B-SERIES ECD  
**DATE ISSUED:** 16-AUG-10  
**SHIT:** 1 OF 1  
**DRAWN BY:** VICTOR W. L.

**DWG NO.:**  
**SCALE:** 1/2"  
**UNITS:** INCHES

**REVISION:**  
1

**MATERIAL:** POLY  
**APPROVED BY:**

**DIMENSIONAL TOLERANCE:**  
XXX = ± 0.25"

**ISO ANGLES PROJECTION:**



**SHEET SIZE:**  
8.5 X 11  
**A**