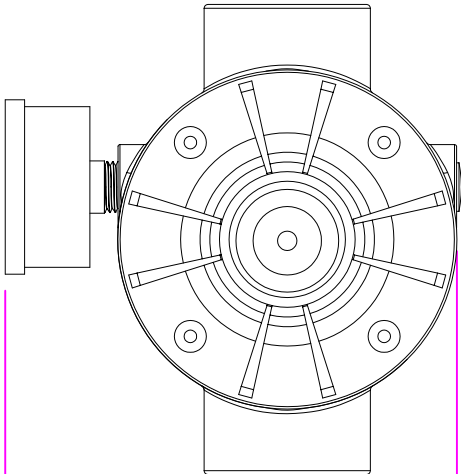
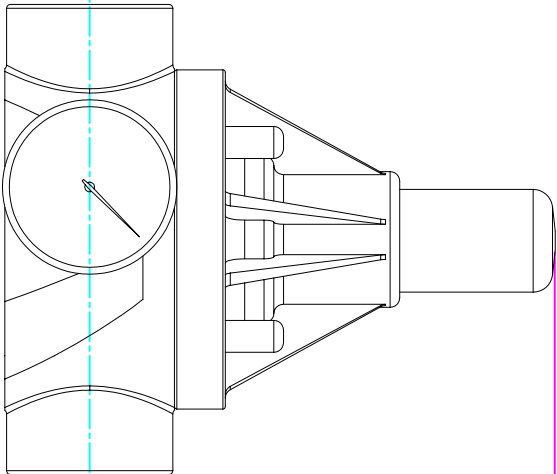


THIS DRAWING IS THE PROPERTY OF PRIMARY FLUID SYSTEMS INC. FROM WHICH A WRITTEN CONSENT FOR APPROVAL SHALL BE REQUIRED PRIOR TO COPYING.

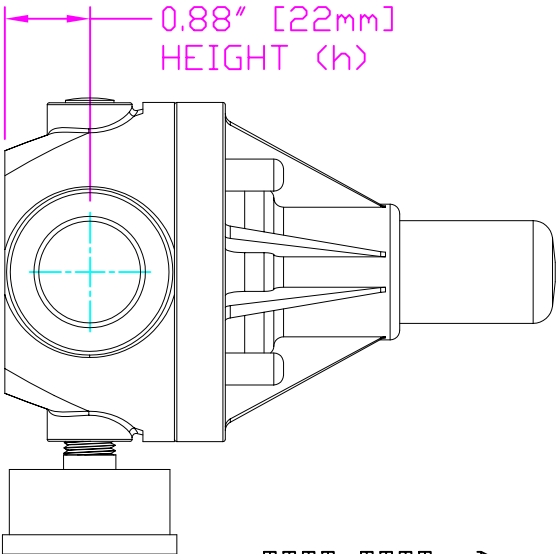
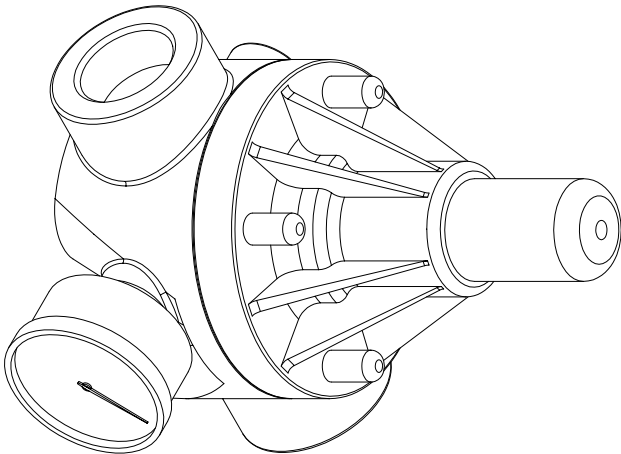


WIDTH  
4.66" [118mm]



4.80" [122mm]  
HEIGHT (H)

4.85" [123mm]  
LENGTH (L)



0.88" [22mm]  
HEIGHT (h)

THIS DRAWING WITH DIMENSIONS  
APPLY TO FOLLOWING MODELS:

- ECD-75C-PVC-P-GAUGE
- ECD-75C-CPVC-T-GAUGE
- ECD-75C-PP-T-GAUGE
- ECD-75C-PVDF-T-GAUGE
- ECD-75D-PVC-P-GAUGE
- ECD-75D-CPVC-T-GAUGE
- ECD-75D-PP-T-GAUGE
- ECD-75D-PVDF-T-GAUGE

# PRIMARY FLUID SYSTEMS INC.

1050 Cooke Blvd., Burlington, Ontario L7T 4A8

TITLE:

3/4" (DN 20) SOCKETED  
ECD VALVE  
WITH GAUGE

DWG TYPE:

PLANAR VIEW 2-D

PROJECT: B-SERIES ECD SHT 1 OF 1 DRAWN BY: VICTOR W.L.

DATE ISSUED: 16-AUG-10 SCALE: 1:2 UNITS: INCHES

ECD-75C-PVC-P-GAUGE-2D

MATERIAL: POLY

APPROVED BY:



DIMENSIONAL TOLERANCE  
XXX = ± 0.25"

REV # 1

SHEET 1  
SIZE: 8.5 X 11

A