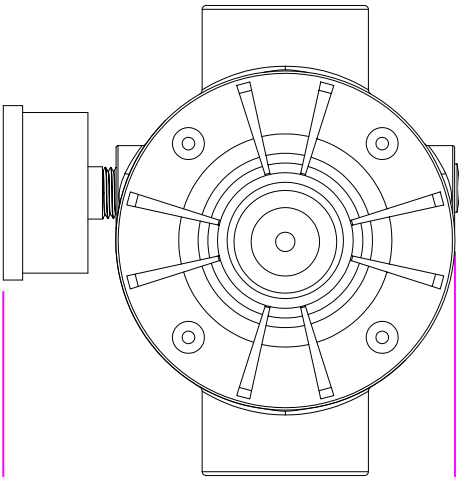
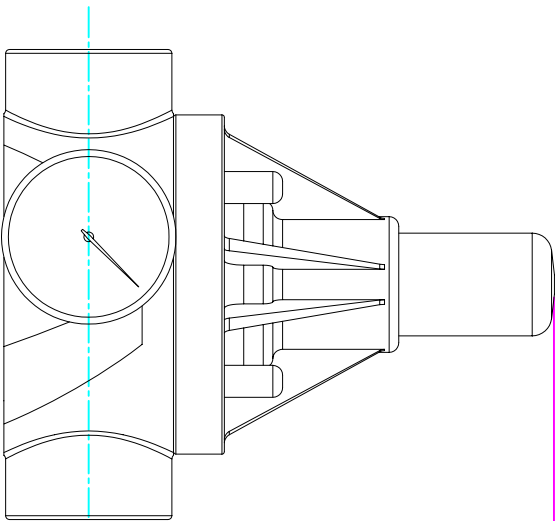


THIS DRAWING IS THE PROPERTY OF PRIMARY FLUID SYSTEMS INC. FROM WHICH A WRITTEN CONSENT FOR APPROVAL SHALL BE REQUIRED PRIOR TO COPYING.

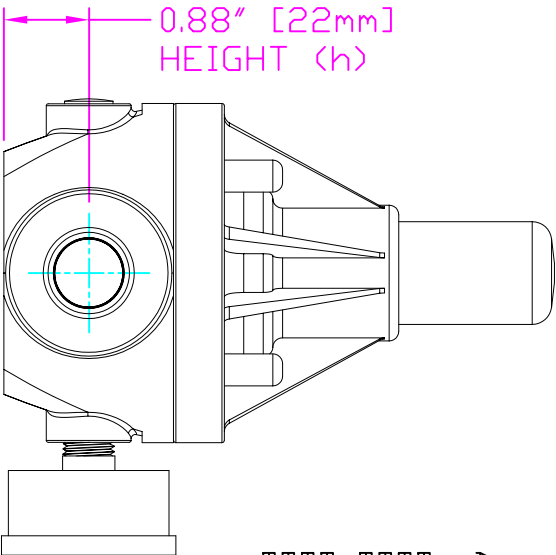
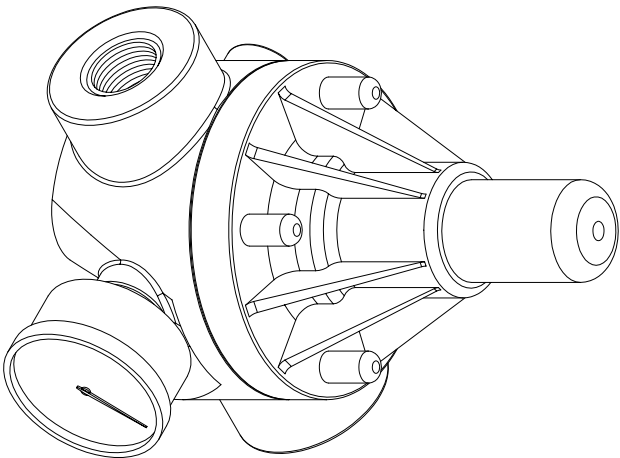


WIDTH
4.66" [118mm]



4.80" [122mm]
HEIGHT (H)

4.85" [123mm]
LENGTH (L)



0.88" [22mm]
HEIGHT (h)

THIS DRAWING WITH DIMENSIONS
APPLY TO FOLLOWING MODELS:

- ECD-55A-PVC-P-GAUGE
- ECD-55A-CPVC-T-GAUGE
- ECD-55A-PP-T-GAUGE
- ECD-55A-PVDF-T-GAUGE
- ECD-55B-PVC-P-GAUGE
- ECD-55B-CPVC-T-GAUGE
- ECD-55B-PP-T-GAUGE
- ECD-55B-PVDF-T-GAUGE

| | | | | | | | | | |
|---|--|--|--|------------------------|--|--|--|-----------------------|--|
| PRIMARY FLUID SYSTEMS INC. 1050 Cooke Blvd., Burlington, Ontario L7T 4A8 | | | | PROJECT: B-SERIES ECD | | SHT. 1 OF 1 | | DRAWN BY: VICTOR W.L. | |
| TITLE: 1/2" THREADED ECD VALVE (HI FLOW VERSION) WITH GAUGE | | | | DATE ISSUED: 29-JUL-10 | | SCALE: 1:2 | | UNITS: INCHES | |
| DWG TYPE: PLANAR VIEW 2-D | | | | MATERIAL: POLY | | DIMENSIONAL TOLERANCE XXX = ± 0.25" | | REV. # | |
| APPROVED BY: | | | | ECD-55A-PVC-P-GAUGE-2D | | 1 | | SHEET SIZE: 8.5 X 11 | |
| HOLD ANGLE PROJECTION | | | | A | | | | | |