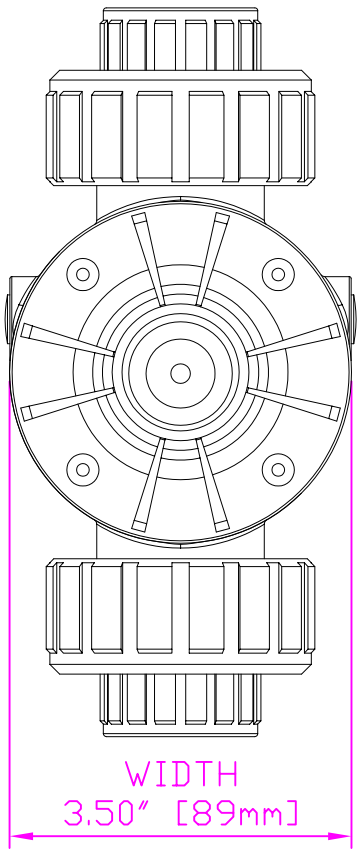
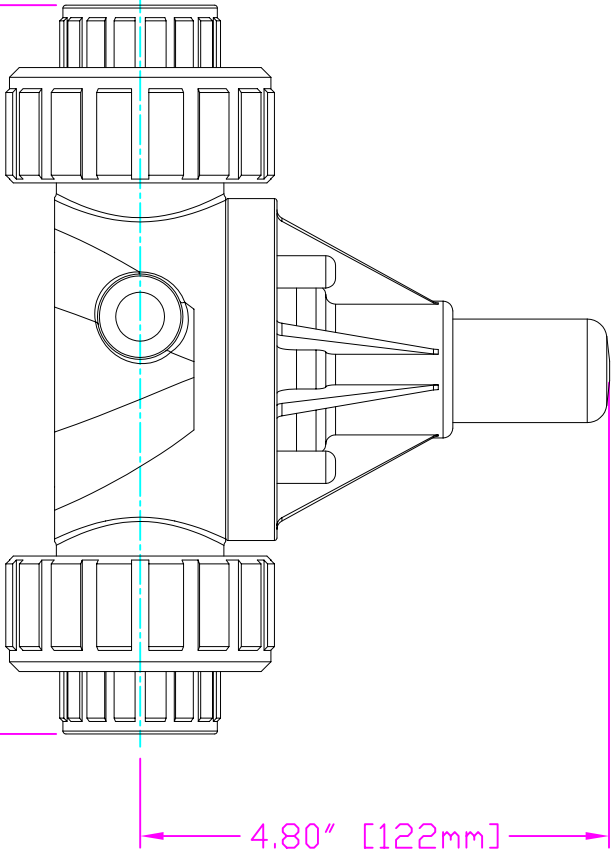


THIS DRAWING IS THE PROPERTY OF PRIMARY FLUID SYSTEMS INC. FROM WHICH A WRITTEN CONSENT FOR APPROVAL SHALL BE REQUIRED PRIOR TO COPYING.

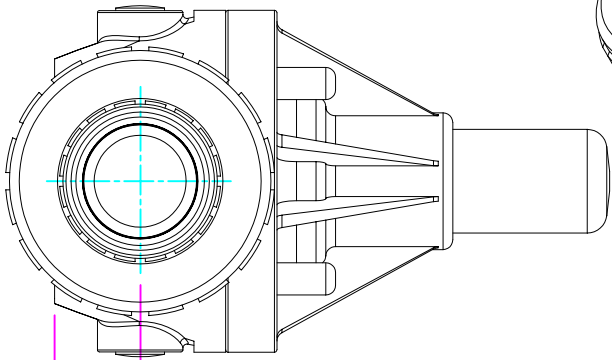
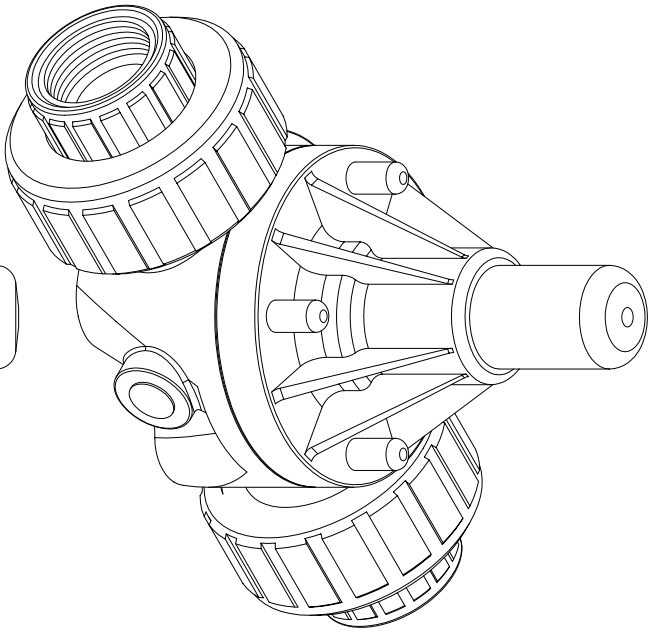


WIDTH
3.50" [89mm]



HEIGHT (H)
4.80" [122mm]

LENGTH (L)
7.30" [185mm]



HEIGHT (h)
0.88" [22mm]

THIS DRAWING WITH DIMENSIONS
APPLY TO FOLLOWING MODELS:

- ECD-100G-PVC-P
- ECD-100G-CPVC-T
- ECD-100G-PP-T
- ECD-100G-PVDF-T
- ECD-100H-PVC-P
- ECD-100H-CPVC-T
- ECD-100H-PP-T
- ECD-100H-PVDF-T

PRIMARY FLUID SYSTEMS INC.

1050 Cooke Blvd., Burlington, Ontario L7T 4A8

TITLE:
UNION X 1" THREADED
ECD VALVE

DWG TYPE:

PLANAR VIEW 2-D

PROJECT: B-SERIES ECD SHT. 1 OF 1 DRAWN BY: VICTOR W. L.

DATE ISSUED: 17-AUG-10 SCALE: 1:2 UNITS: INCHES

DWG NO.: ECD-100G-PVC-P-2D

MATERIAL: POLY

APPROVED BY:



THIRD ANGLE PROJECTION

DIMENSIONAL TOLERANCE
XXX = ± 0.25"

REV.#: 1
SHEET: 1
SIZE: 8.5 X 11
A