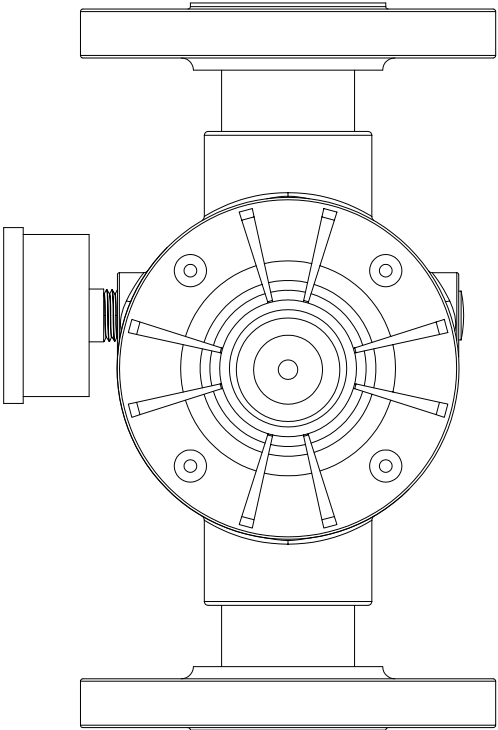
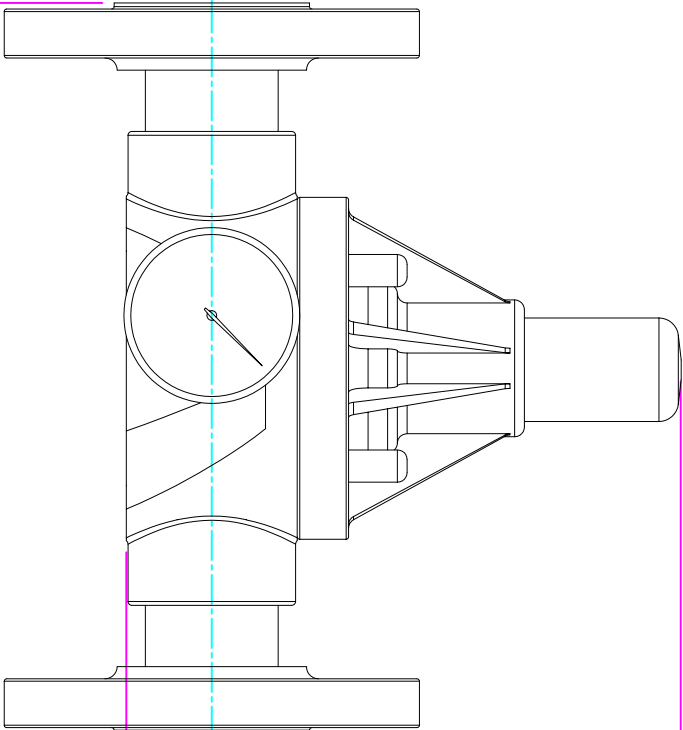


THIS DRAWING IS THE PROPERTY OF PRIMARY FLUID SYSTEMS INC. FROM WHICH A WRITTEN CONSENT FOR APPROVAL SHALL BE REQUIRED PRIOR TO COPYING.



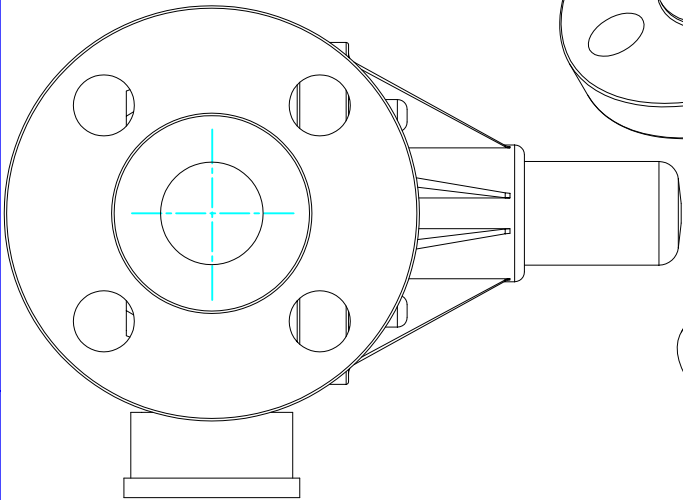
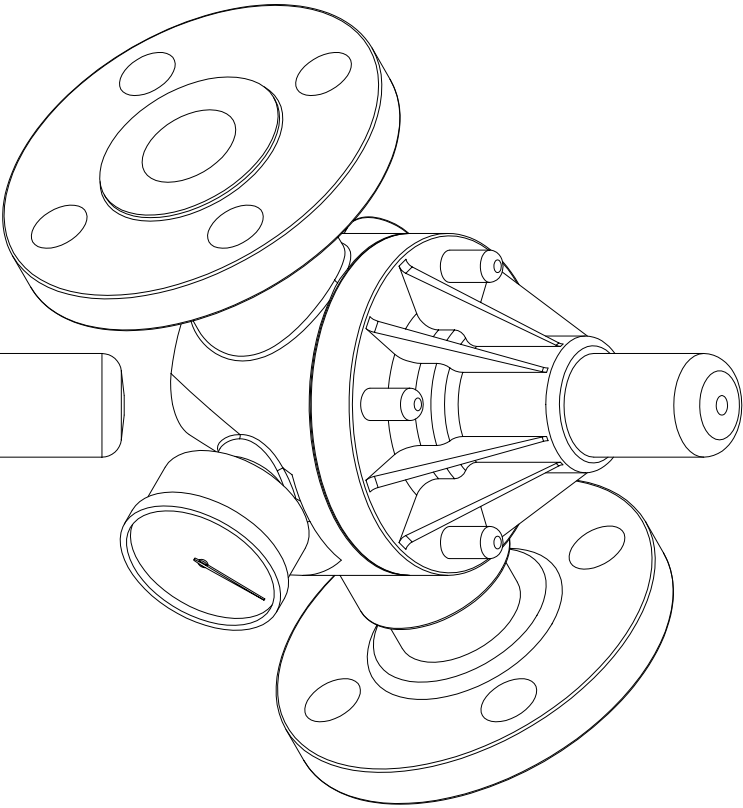
WIDTH
4.25" [108mm]



4.80" [122mm]
HEIGHT (H)

0.88" [22mm]
HEIGHT (h)

7.48" [190mm]
LENGTH (L)



- THIS DRAWING WITH DIMENSIONS
APPLY TO FOLLOWING MODELS:
- ECD-100E-PVC-P-GAUGE
 - ECD-100E-CPVC-T-GAUGE
 - ECD-100E-PP-T-GAUGE
 - ECD-100E-PVDF-T-GAUGE
 - ECD-100F-PVC-P-GAUGE
 - ECD-100F-CPVC-T-GAUGE
 - ECD-100F-PP-T-GAUGE
 - ECD-100F-PVDF-T-GAUGE

PRIMARY FLUID SYSTEMS INC.

1050 Cooke Blvd., Burlington, Ontario L7T 4A8

TITLE
1" (DN 25) FLANGED
ECD VALVE
WITH GAUGE

DWG TYPE:

PLANAR VIEW 2-D

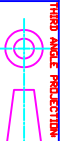
PROJECT: B-SERIES ECD SHT. 1 OF 1 DRAWN BY: VICTOR W.

DATE ISSUED: 17-AUG-10 SCALE: 1:2 UNITS: INCHES

DWG NO.: ECD-100E-PVC-P-GAUGE-2D

MATERIAL: POLY

APPROVED BY:



DIMENSIONAL TOLERANCE
XXX = ± 0.25"

REV.#: 1
SHEET: 8.5 X 11
SIZE: A