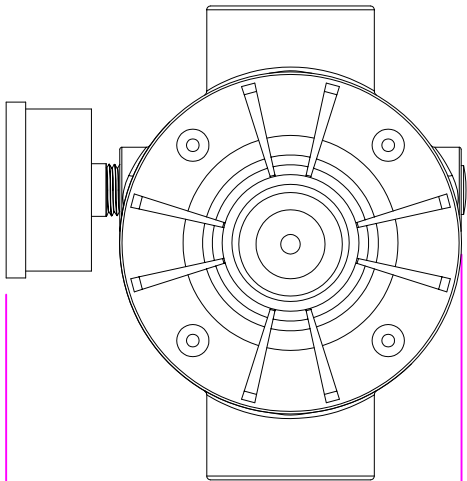
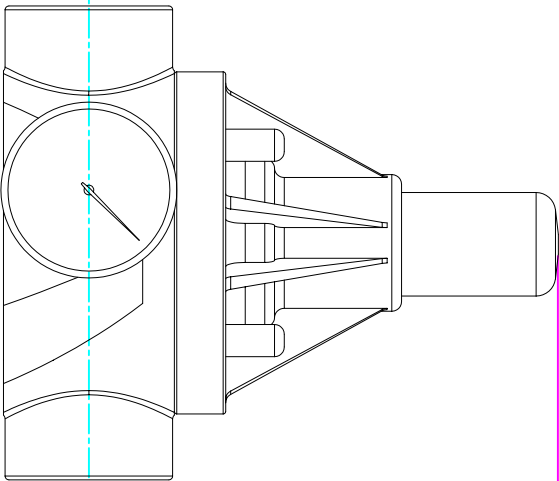


THIS DRAWING IS THE PROPERTY OF PRIMARY FLUID SYSTEMS INC. FROM WHICH A WRITTEN CONSENT FOR APPROVAL SHALL BE REQUIRED PRIOR TO COPYING.

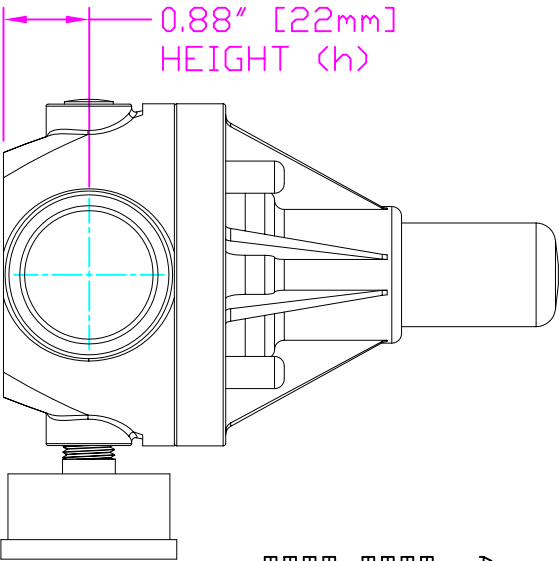
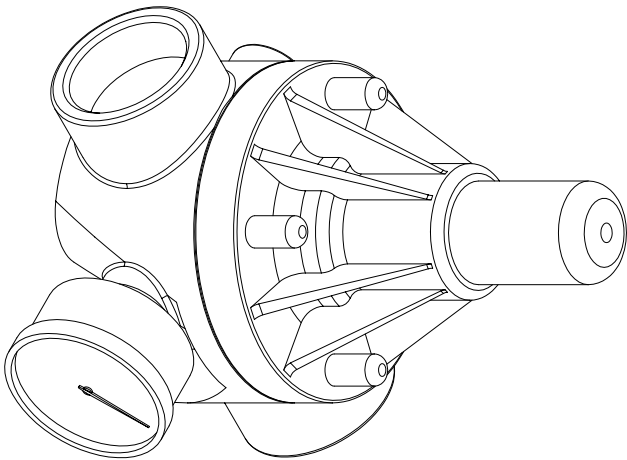


WIDTH  
4.66" [118mm]



HEIGHT (H)  
4.80" [122mm]

LENGTH (L)  
4.85" [123mm]



HEIGHT (h)  
0.88" [22mm]

THIS DRAWING WITH DIMENSIONS  
APPLY TO FOLLOWING MODELS:

- ECD-100C-PVC-P-GAUGE
- ECD-100C-CPVC-T-GAUGE
- ECD-100C-PP-T-GAUGE
- ECD-100C-PVDF-T-GAUGE
- ECD-100D-PVC-P-GAUGE
- ECD-100D-CPVC-T-GAUGE
- ECD-100D-PP-T-GAUGE
- ECD-100D-PVDF-T-GAUGE

# PRIMARY FLUID SYSTEMS INC.

1090 Cooke Blvd, Burlington, Ontario L7T 4A8

TITLE:  
1" (DN 25) SOCKETED  
ECD VALVE  
WITH GAUGE

DWG TYPE:

PLANAR VIEW 2-D

PROJECT: B-SERIES ECD SHT: 1 OF 1 DRAWN BY: VICTOR W.L.

DATE ISSUED: 17-AUG-10 SCALE: 1:2 UNITS: INCHES

DWG NO: ECD-100C-PVC-P-GAUGE-2D

MATERIAL: POLY DIMENSIONAL TOLERANCE XXX = ± 0.25"

APPROVED BY:

ROUND ANGLE PROJECTION



REV:#

1

SHEET  
SIZE:  
8.5 x 11

A