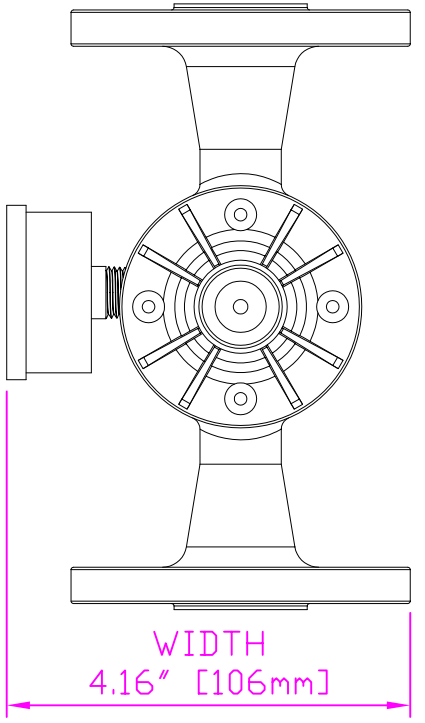
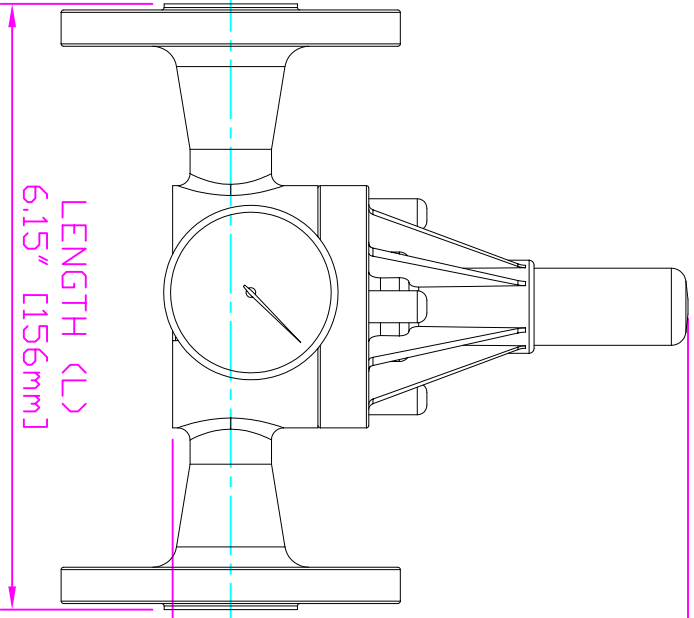


THIS DRAWING IS THE PROPERTY OF PRIMARY FLUID SYSTEMS INC. FROM WHICH A WRITTEN CONSENT FOR APPROVAL SHALL BE REQUIRED PRIOR TO COPYING.



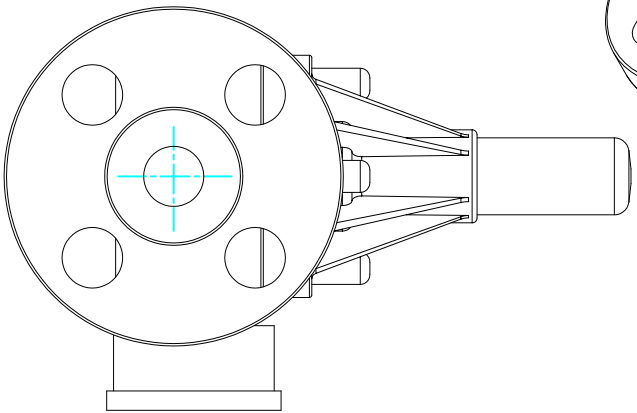
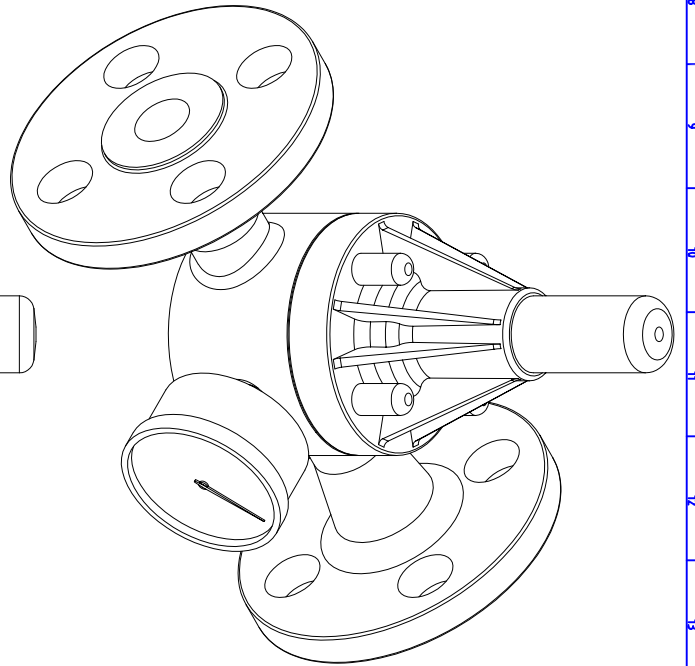
WIDTH
4.16" [106mm]



LENGTH (L)
6.15" [156mm]

HEIGHT (H)
4.72" [120mm]

HEIGHT (h)
0.60" [15mm]



THIS DRAWING WITH DIMENSIONS
APPLY TO FOLLOWING MODELS:

- ECD-50E-ALL20-T-GAUGE
- ECD-50E-HAST-T-GAUGE
- ECD-50E-SS-T-GAUGE
- ECD-50F-ALL20-T-GAUGE
- ECD-50F-HAST-T-GAUGE
- ECD-50F-SS-T-GAUGE

PRIMARY FLUID SYSTEMS INC.

1050 Cooke Blvd, Burlington, Ontario L7T 4A8
1/2" (DN 15) FLANGED
ECD VALVE
WITH GAUGE

DWG TYPE:	PLANAR VIEW 2-D
TITLE:	PROJECT: A-SERIES ECD
	DATE ISSUED: 23-AUG-10
	DWG. NO.:
	ECD-50E-SS-T-GAUGE-2D
	MATERIAL: METALLIC
	APPROVED BY:
	SHT. 1 OF 1
	SCALE: 1:2
	DRAWN BY: VICTOR V.
	UNITS: INCHES
	REVISIONS:
	REV. #:
	1
	DIMENSIONAL TOLERANCE
	XXX = ± 0.25"
	SHEET: 8.5 X 11
	SIZE: A