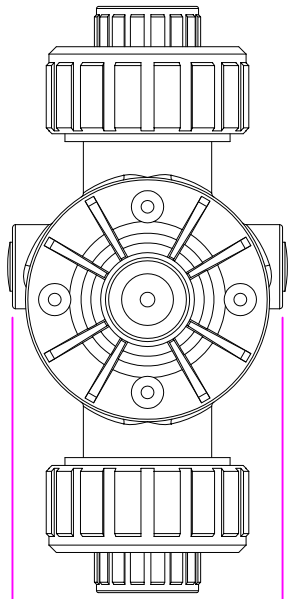
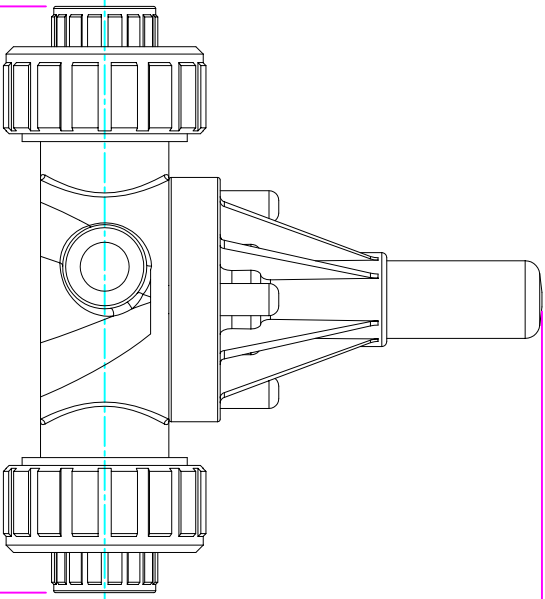
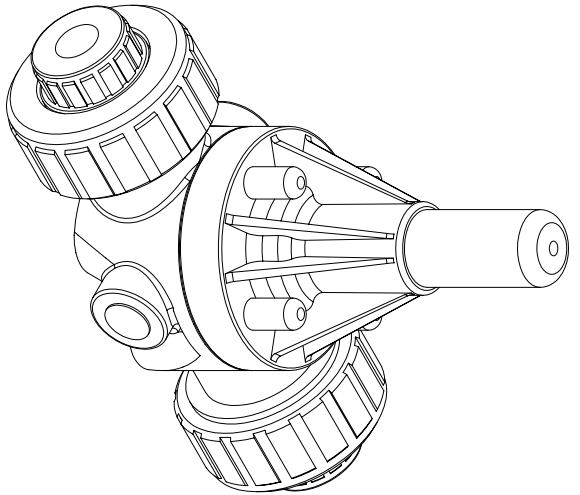


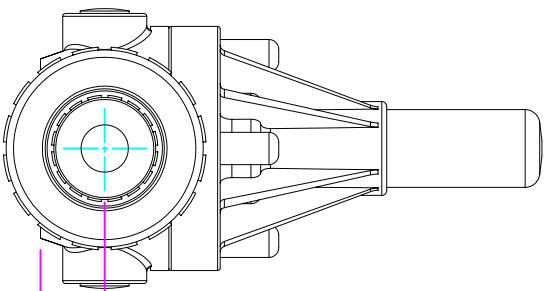
THIS DRAWING IS THE PROPERTY OF PRIMARY FLUID SYSTEMS INC. FROM WHICH A WRITTEN CONSENT FOR APPROVAL SHALL BE REQUIRED PRIOR TO COPYING.



WIDTH
2.80" [71mm]



4.48" [114mm]
HEIGHT (H)



0.66" [17mm]
HEIGHT (h)

- ECD-25I-PVC-P
- ECD-25I-CPVC-T
- ECD-25I-PP-T
- ECD-25I-PVDF-T
- ECD-25J-PVC-P
- ECD-25J-CPVC-T
- ECD-25J-PP-T
- ECD-25J-PVDF-T

THIS DRAWING WITH DIMENSIONS
APPLY TO FOLLOWING MODELS:

6.00" [152mm]
LENGTH (L)

PRIMARY FLUID SYSTEMS INC.
1050 Cooke Blvd., Burlington, Ontario L7T 4A8
UNION X 1/4" (DN 8) SOCKETED
ECD VALVE

PROJECT A-SERIES ECD		SHT 1 OF 1		DRAWN BY: VICTOR W.L.	
DATE ISSUED: 23-JUL-10		SCALE: 1:2		UNITS: INCHES	
DVG NO: ECD-25I-PVC-P-2D		MATERIAL: POLY		APPROVED BY:	
DVG TYPE: PLANAR VIEW 2-D		DIMENSIONAL TOLERANCE: XXX = ± 0.25"		REV#: 1	
