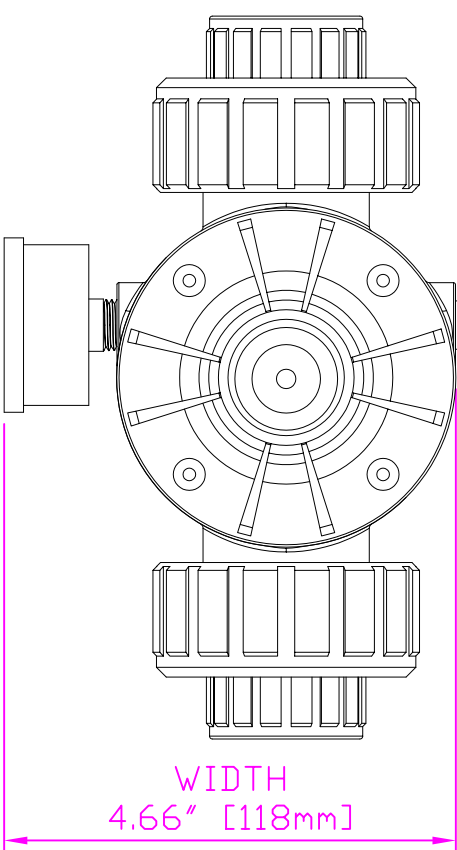
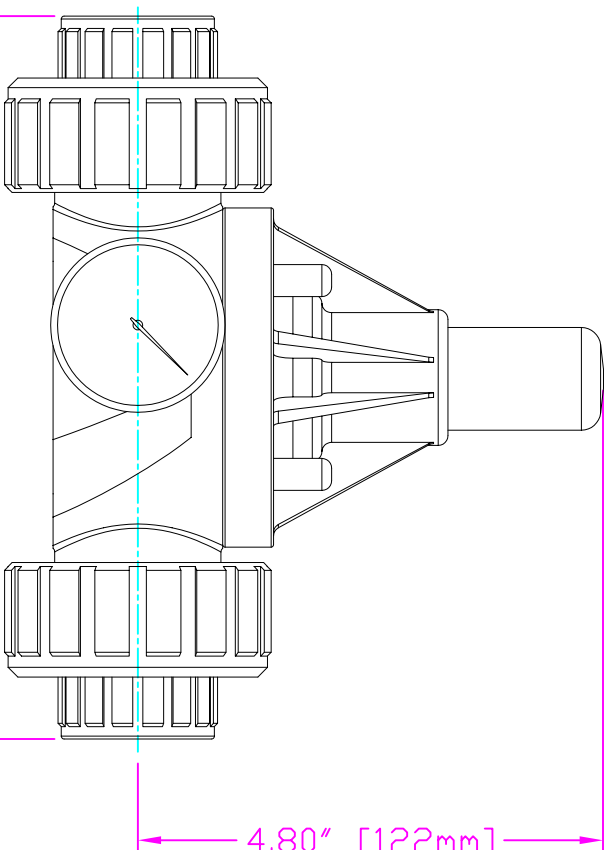


THIS DRAWING IS THE PROPERTY OF PRIMARY FLUID SYSTEMS INC. FROM WHICH A WRITTEN CONSENT FOR APPROVAL SHALL BE REQUIRED PRIOR TO COPYING.

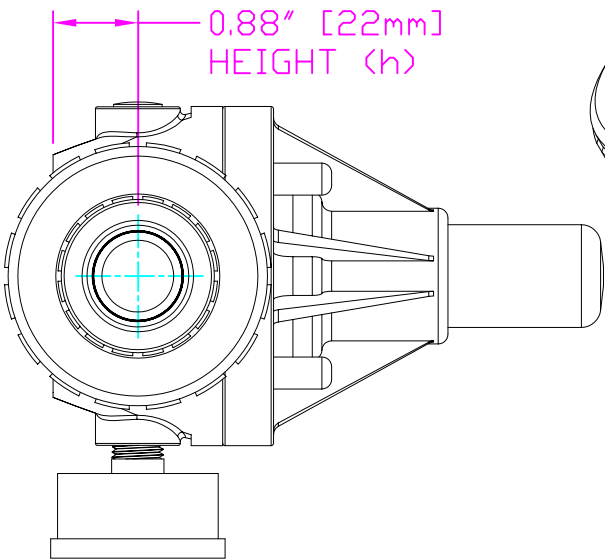
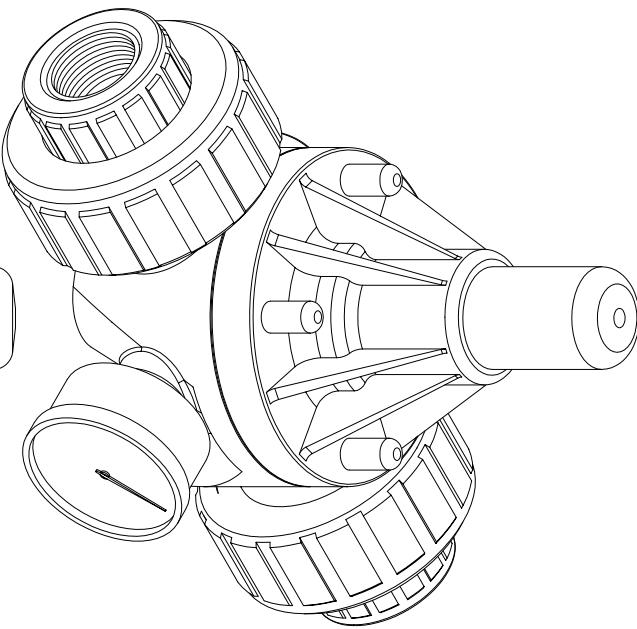


WIDTH
4.66" [118mm]



4.80" [122mm]
HEIGHT (H)

7.30" [185mm]
LENGTH (L)



0.88" [22mm]
HEIGHT (h)

- THIS DRAWING WITH DIMENSIONS
APPLY TO FOLLOWING MODELS:
- ECD-75G-PVC-P-GAUGE
 - ECD-75G-CPVC-T-GAUGE
 - ECD-75G-PP-T-GAUGE
 - ECD-75G-PVDF-T-GAUGE
 - ECD-75H-PVC-P-GAUGE
 - ECD-75H-CPVC-T-GAUGE
 - ECD-75H-PP-T-GAUGE
 - ECD-75H-PVDF-T-GAUGE

PRIMARY FLUID SYSTEMS INC.

1050 Cooke Blvd, Burlington, Ontario L7T 4A8

TITLE

UNION X 3/4" THREADED
ECD VALVE
WITH GAUGE

DWG TYPE

PLANAR VIEW 2-D

PROJECT: B-SERIES ECD

DATE ISSUED: 16-AUG-10

DWG NO: 1050

SCALE: 1:2

SHIT: 1 OF 1

DRAWN BY: VICTOR W.

UNITS: INCHES

REVISION: 1

MATERIAL: POLY

ECD-75G-PVC-P-GAUGE-2D

APPROVED BY:

DIMENSIONAL TOLERANCE
XXX = ± 0.25"

SHEET SIZE: 8.5 X 11

APPROVED BY:

APPROVED BY:

APPROVED BY: