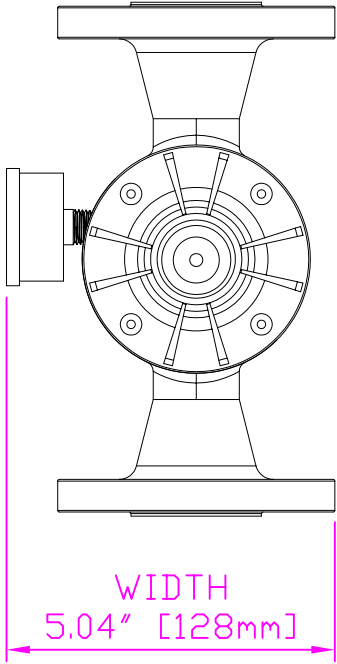
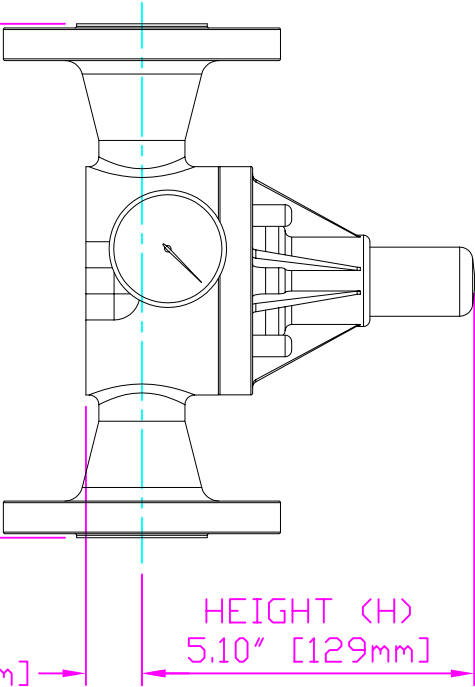
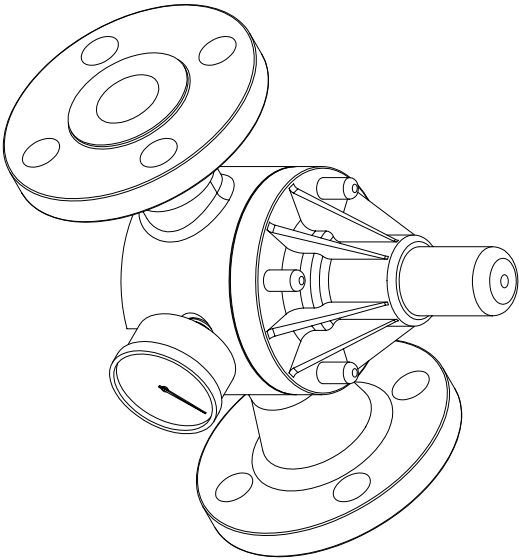


THIS DRAWING IS THE PROPERTY OF PRIMARY FLUID SYSTEMS INC. FROM WHICH
A WRITTEN CONSENT FOR APPROVAL SHALL BE REQUIRED PRIOR TO COPYING.



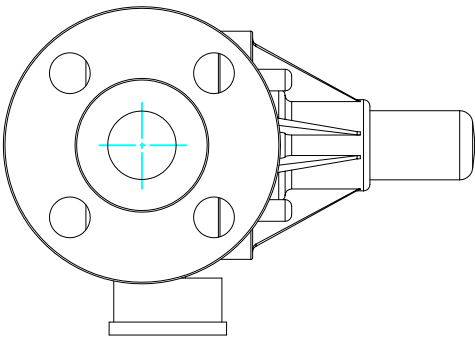
WIDTH
5.04" [128mm]



HEIGHT (H)
5.10" [129mm]

7.66" [195mm]
LENGTH (L)

0.86" [22mm]
HEIGHT (h)



THIS DRAWING WITH DIMENSIONS
APPLY TO FOLLOWING MODELS:

- ECD-100E-ALL20-T-GAUGE
- ECD-100E-HAST-T-GAUGE
- ECD-100E-SS-T-GAUGE
- ECD-100F-ALL20-T-GAUGE
- ECD-100F-HAST-T-GAUGE
- ECD-100F-SS-T-GAUGE

PRIMARY FLUID SYSTEMS INC.

1050 Cooke Blvd., Burlington, Ontario L7T 4A8

TITLE

1" (DN 25) FLANGED
ECD VALVE
WITH GAUGE

DWG TYPE

PLANAR VIEW 2-D

PROJECT: B-SERIES ECD SHT. 1 OF 1 DRAWN BY: VICTOR W.L.

DATE ISSUED: 27-AUG-10 SCALE: 1:3 UNITS: INCHES

DWG NO.

ECD-100E-SS-T-GAUGE-2D

MATERIAL: METALLIC

DIMENSIONAL TOLERANCE

XXX = ± 0.25"

APPROVED BY:

ISO 9001 CERTIFIED

REV.#

1

SHEET

8.5 X 11

SIZE:

A