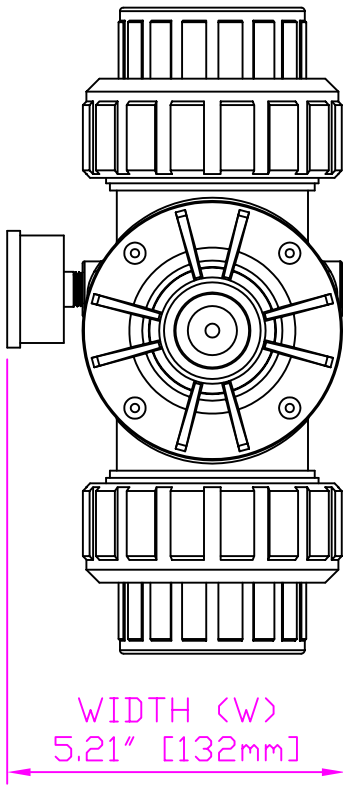
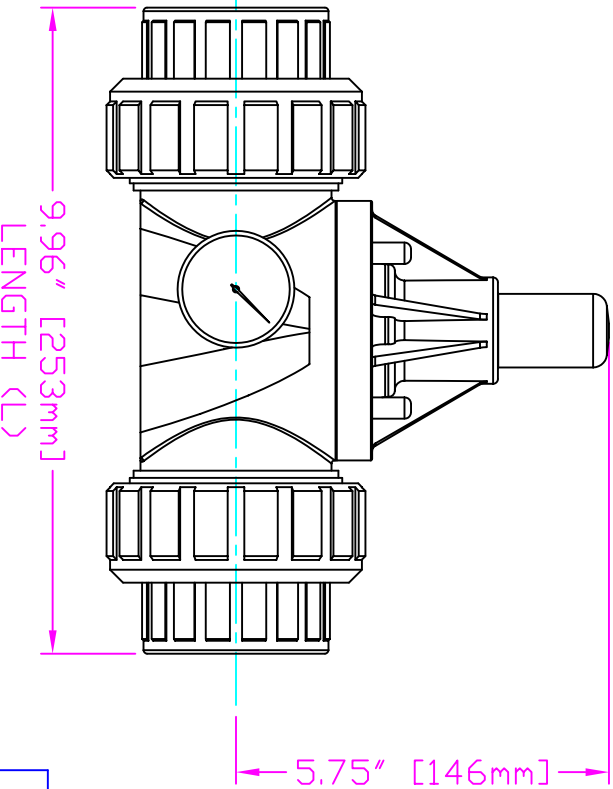


THIS DRAWING IS THE PROPERTY OF PRIMARY FLUID SYSTEMS INC. FROM WHICH A WRITTEN CONSENT FOR APPROVAL SHALL BE REQUIRED PRIOR TO COPYING.

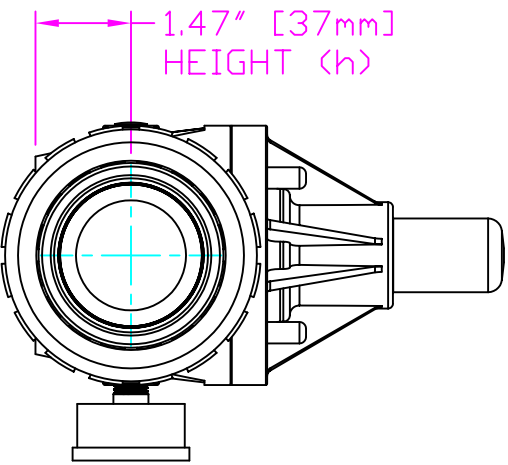
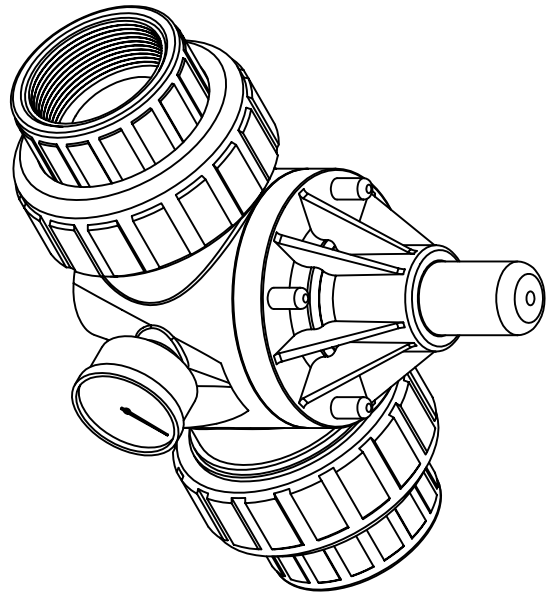


WIDTH (W)
5.21" [132mm]



9.96" [253mm]
LENGTH (L)

5.75" [146mm]
HEIGHT (H)



1.47" [37mm]
HEIGHT (h)

- ECD-200G-PVC-P-GAUGE
- ECD-200G-CPVC-T-GAUGE
- ECD-200G-PP-T-GAUGE
- ECD-200G-PVDF-T-GAUGE
- ECD-200H-PVC-P-GAUGE
- ECD-200H-CPVC-T-GAUGE
- ECD-200H-PP-T-GAUGE
- ECD-200H-PVDF-T-GAUGE

THIS DRAWING WITH DIMENSIONS
APPLY TO FOLLOWING MODELS:

PRIMARY FLUID SYSTEMS INC.		PROJECT: C-SERIES ECD		SHT. 1 OF 1		DRAWN BY: VICTOR V.L.	
UNION X 2 THREADED ECD VALVE WITH GAUGE		DATE ISSUED: 25-NOV-11		SCALE: 1:3		UNITS: INCHES	
1050 Cooke Blvd, Burlington, Ontario L7T 4A8		ECO-200G-PVC-P-GAUGE-2D		MATERIAL: PDL Y		REVISION: 0	
DVG TYPE: PLANAR VIEW 2D		APPROVED BY:		THIRD ANGLE PROJECTION		DIMENSIONAL TOLERANCE XXX = ± 0.25"	
						SHEET SIZE: 8.5 X 11	
						A	