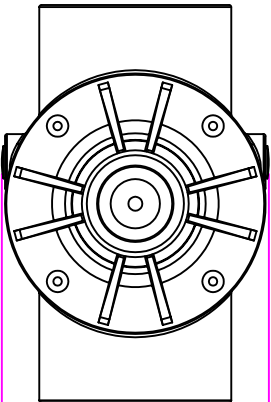
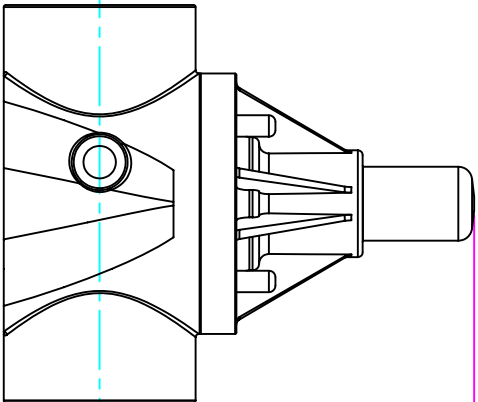
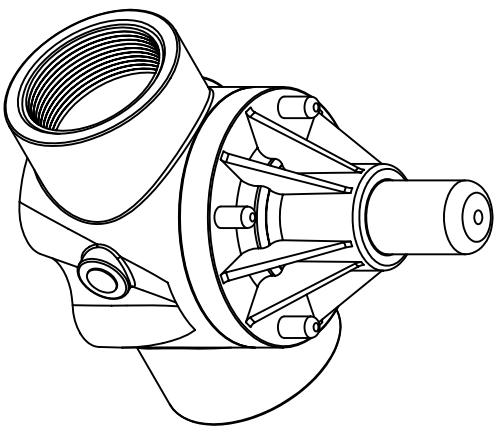


THIS DRAWING IS THE PROPERTY OF PRIMARY FLUID SYSTEMS INC. FROM WHICH A WRITTEN CONSENT FOR APPROVAL SHALL BE REQUIRED PRIOR TO COPYING.

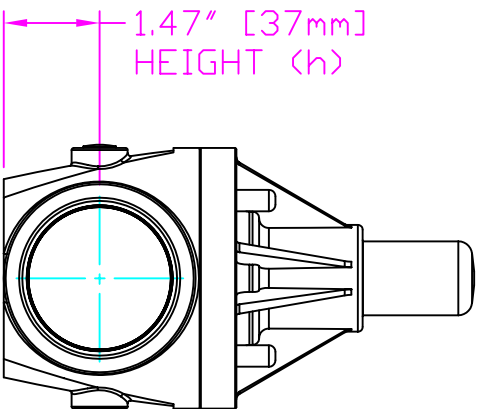


WIDTH (W)
4.10" [104mm]



LENGTH (L)
6.10" [155mm]

5.75" [146mm]
HEIGHT (H)



1.47" [37mm]
HEIGHT (h)

THIS DRAWING WITH DIMENSIONS
APPLY TO FOLLOWING MODELS:

- ECD-2004-PVC-P
- ECD-2004-CPVC-T
- ECD-2004-PP-T
- ECD-2004-PVDF-T
- ECD-2003-PVC-P
- ECD-2003-CPVC-T
- ECD-2003-PP-T
- ECD-2003-PVDF-T

PRIMARY FLUID SYSTEMS INC.

1050 Cooke Blvd., Burlington, Ontario L7T 4A8

2" THREADED
ECD VALVE

TITLE	PROJECT C-SERIES ECD	SHIT 1 OF 1	DRAWN BY VICTOR W.
DWG TYPE	DATE ISSUED: 25-NOV-11	SCALE: 1:3	UNITS: INCHES
PLANAR VIEW 2D	DWG NO: ECO-150A-PVC-P-2D		REV# 0
	MATERIAL: POLY		DIMENSIONAL TOLERANCE XXX = ± 0.25"
	APPROVED BY:	HOOD ANGLE PROJECTION	8.5 X 11 SHEET SIZE:
			A