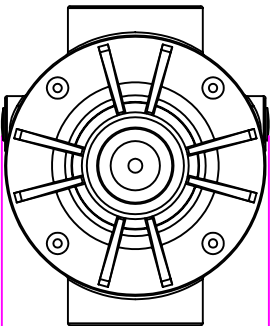
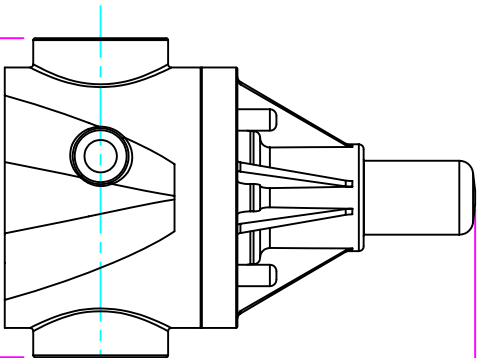
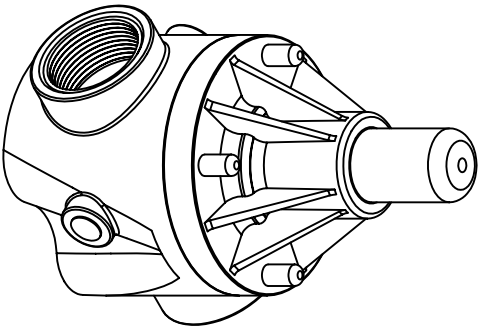


THIS DRAWING IS THE PROPERTY OF PRIMARY FLUID SYSTEMS INC. FROM WHICH A WRITTEN CONSENT FOR APPROVAL SHALL BE REQUIRED PRIOR TO COPYING.

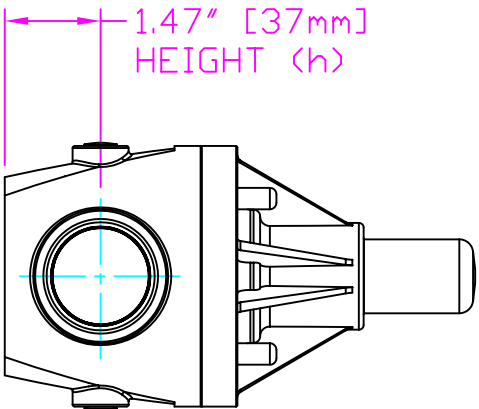


WIDTH (W)  
4.10" [104mm]



LENGTH (L)  
4.90" [124mm]

5.75" [146mm]  
HEIGHT (H)



1.47" [37mm]  
HEIGHT (h)

THIS DRAWING WITH DIMENSIONS  
APPLY TO FOLLOWING MODELS:

- ECD-125A-PVC-P
- ECD-125A-CPVC-T
- ECD-125A-PP-T
- ECD-125A-PVDF-T
- ECD-125B-PVC-P
- ECD-125B-CPVC-T
- ECD-125B-PP-T
- ECD-125B-PVDF-T

**PRIMARY FLUID SYSTEMS INC.**

1050 Cooke Blvd., Burlington, Ontario L7T 4A8

1/4" THREADED  
ECD VALVE

TITLE	PROJECT C-SERIES ECD	SHIT 1 OF 1	DRAWN BY VICTOR W.
DWG TYPE: PLANAR VIEW 2D	DATE ISSUED: 22-NOV-11	SCALE: 1:3	UNITS: INCHES
	DWG NO: ECO-125A-PVC-P-2D		REV# 0
	MATERIAL: POLY		DIMENSIONAL TOLERANCE XXX = ± 0.25"
	APPROVED BY:		8.5 X 11 SHEET SIZE:
			<b>A</b>

