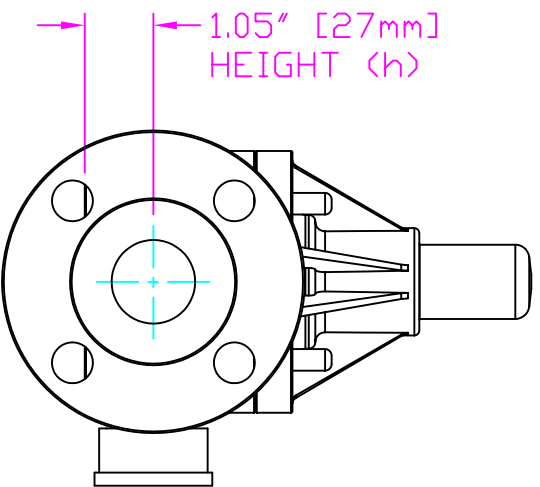
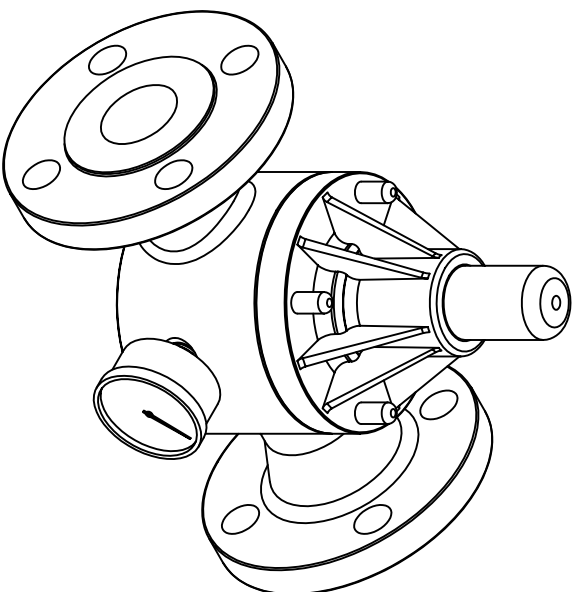
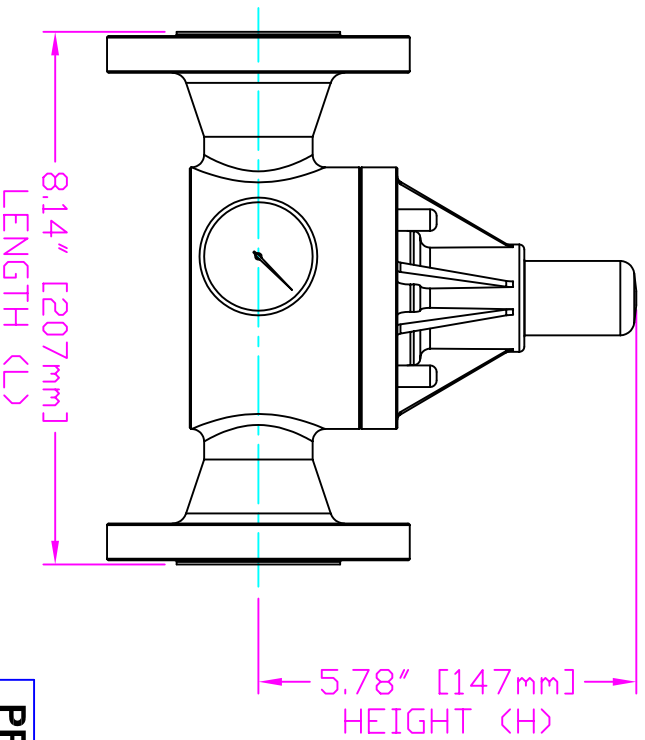
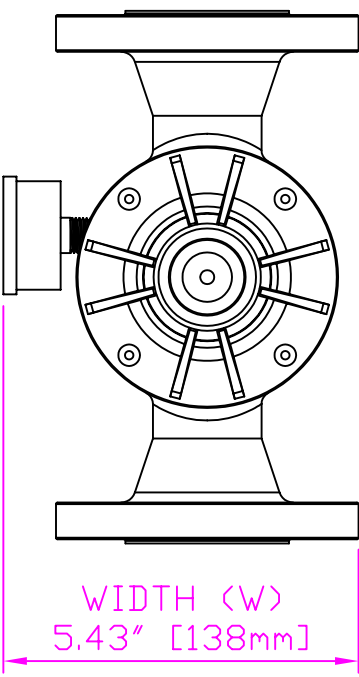


THIS DRAWING IS THE PROPERTY OF PRIMARY FLUID SYSTEMS INC. FROM WHICH A WRITTEN CONSENT FOR APPROVAL SHALL BE REQUIRED PRIOR TO COPYING.



THIS DRAWING WITH DIMENSIONS
APPLY TO FOLLOWING MODELS:

- ECD-125E-SS-T-GAUGE
- ECD-125E-ALL20-T-GAUGE
- ECD-125E-HAST-T-GAUGE
- ECD-125F-SS-T-GAUGE
- ECD-125F-ALL20-T-GAUGE
- ECD-125F-HAST-T-GAUGE

PRIMARY FLUID SYSTEMS INC.

1050 Cooke Blvd., Burlington, Ontario L7T 4A8

TITLE: 1½" (DN 32) FLANGED
ECD VALVE
WITH GAUGE

DWG TYPE: PLANAR VIEW 2D

PROJECT: C-SERIES ECD SHT: 1 OF 1 DRAWN BY: VICTOR W.

DATE ISSUED: 13-DEC-11 SCALE: 1:3 UNITS: INCHES

DWG NO: ECO-125E-SS-T-GAUGE-2D

MATERIAL: METALLIC DIMENSIONAL TOLERANCE

APPROVED BY:  XXX ± 0.25"



REV.#: 0 SHEET: 8.5 X 11 SIZE: A