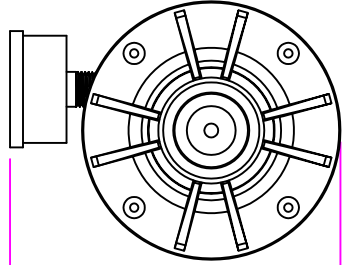
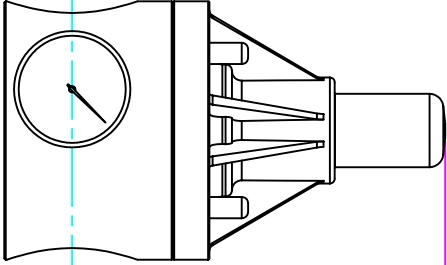


THIS DRAWING IS THE PROPERTY OF PRIMARY FLUID SYSTEMS INC. FROM WHICH A WRITTEN CONSENT FOR APPROVAL SHALL BE REQUIRED PRIOR TO COPYING.

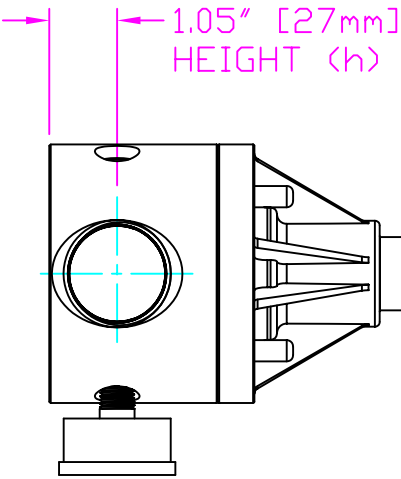
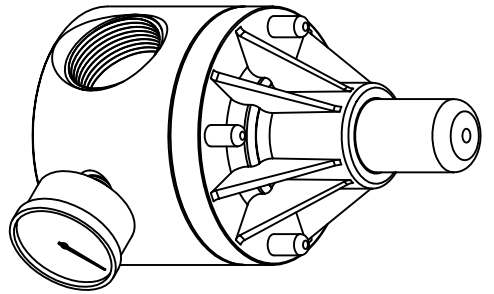


WIDTH (W)  
5.12" [130mm]



LENGTH (L)  
4.00" [102mm]

5.78" [147mm]  
HEIGHT (H)



1.05" [27mm]  
HEIGHT (h)

THIS DRAWING WITH DIMENSIONS  
APPLY TO FOLLOWING MODELS:

- ECD-125A-SS-T-GAUGE
- ECD-125A-ALL20-T-GAUGE
- ECD-125A-HAST-T-GAUGE
- ECD-125B-SS-T-GAUGE
- ECD-125B-ALL20-T-GAUGE
- ECD-125B-HAST-T-GAUGE

**PRIMARY FLUID SYSTEMS INC.**

1050 Cooke Blvd., Burlington, Ontario L7T 4A8

**TITLE:**  
1 1/2" THREADED  
ECD VALVE  
WITH GAUGE

DWG TYPE:

PLANAR VIEW, 2D

PROJECT: C-SERIES ECD	SHT: 1 OF 1	DRAWN BY: VICTOR V.L.
DATE ISSUED: 13-DEC-11	SCALE: 1:3	UNITS: INCHES
DWG. NO.: ECO-125A-SS-T-GAUGE-2D		REV.#: 0
MATERIAL: METALLIC		
APPROVED BY:		
DIMENSIONAL TOLERANCE XXX = ± 0.25"		SHEET SIZE: 8.5 X 11



**A**