


ACCU-PULSE HIF

Pulsation Dampeners

Chargeable / Metal / Flat Top



- remove pulsating flows from positive displacement pumps
- increase system efficiency and pump life
- decrease maintenance and costs
- protect pipes, meters, instruments, valves, gaskets and seals from pulsation and vibration
- ensure meter accuracy, longevity and repeatability
- reduce pressure fluctuations and diaphragm wear
- prevent foaming and splashing

FEATURES

- CRN is available on certain metallic units
- extensive range of materials
- lightweight, compact design
- 1000 psi rating (Teflon 600 psi)
- easy in-line maintenance
- 2 year warranty

Technical Data

Unit Capacity: 4 CU In **Weight:** 2 pounds

Air Control: Gas Fill Valve

Inlet Port: 3/8" NPTF, optional 1/2" NPTF

Pressure Limit: 1000 psi at 70° F **

Shell Materials: 316L Stainless Steel, Alloy 20, Hastelloy C, Carbon Steel

Elastomers: Neoprene, Buna-N, EPDM, Viton, Hypalon, Teflon (600 max psi)

****Caution:** Temperature and pressure affect the strength and chemical resistance of plastic and rubber.



PRIMARY FLUID
SYSTEMS INC.

Call Toll Free 1-800-776-6580
Tel (905) 333-8743 Fax (905) 333-8746

E-Mail: primary@primaryfluid.com
<http://www.primaryfluid.com>

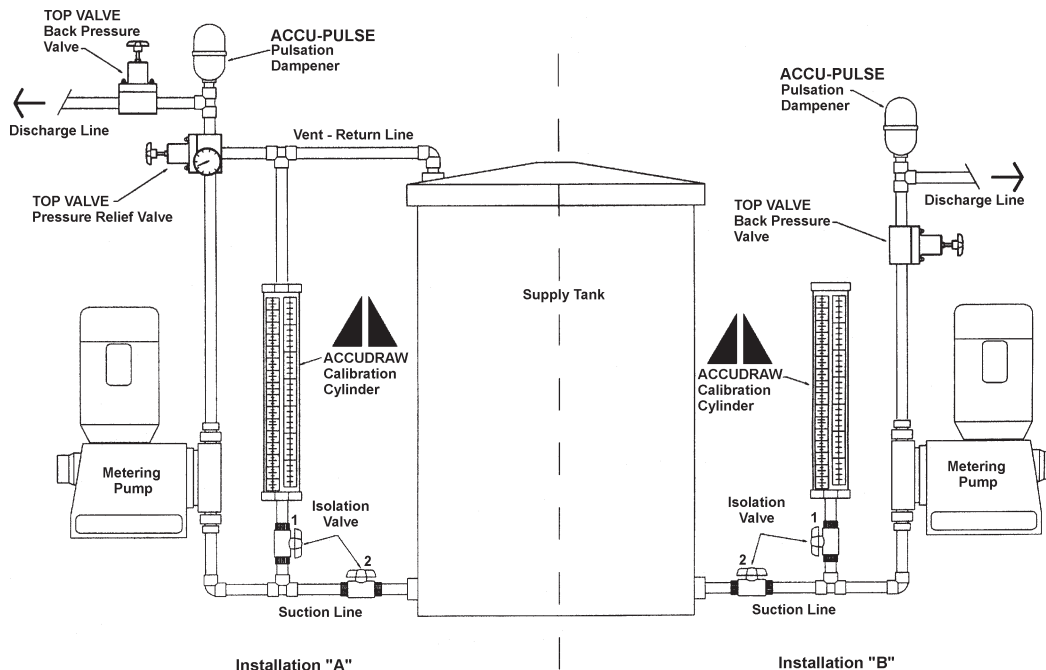
ACCU-PULSE HIF

Pulsation Dampeners

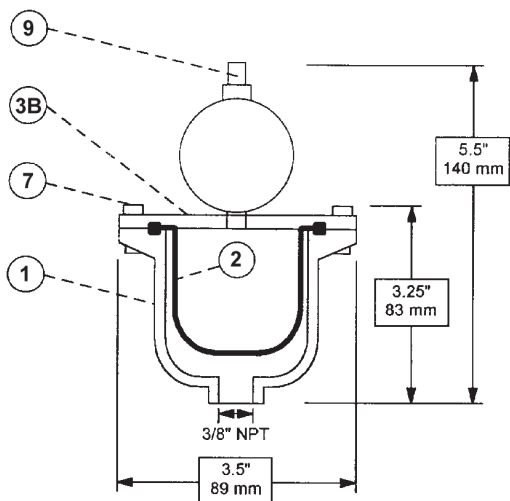
Operation:

ACCU-Pulse pulsation dampeners operate on the principal that volume is inversely proportional to pressure. Compressed air or gas is introduced into the top section of ACCU-Pulse to a specified pressure that must be lower than the pump's discharge pressure. When a pump or valve introduces a pulse, fluid enters the dampener and compresses the trapped gas. The fluid remains in the dampener until the system pressure returns to normal, when the valve is reopened or the pump begins its next cycle. The fluid is then pushed back into the system piping as the trapped gas expands. ACCU-Pulse does NOT restrict fluid flow, or increase system pressure. ACCU-Pulse fills the fluid voids and pressure fluctuations created by reciprocating pumps.

Typical Installations:



Dimensions:



Parts Description:

Item	Part #	Qty	Description	Material
1	1020-27-^	1	Wetted Housing	316 Stainless Steel
	1070-27-^		Wetted Housing	Alloy 20
	1080-27-^		Wetted Housing	Hastelloy C
⊕ 2	1005-25	1	Bladder with S/S anti-extrusion button	Neoprene
	1005-28		Bladder with S/S anti-extrusion button	EPDM
	1005-29		Bladder with S/S anti-extrusion button	Buna-N
	1005-30		Bladder with S/S anti-extrusion button	Hypalon
	1005-31		Bladder with S/S anti-extrusion button	Viton
	1005-55		Bladder with S/S anti-extrusion button	Aflas
3A	1020-24	1	NonWetted Housing	316 Stainless Steel
	1070-24		NonWetted Housing	Alloy 20
	1080-24		NonWetted Housing	Hastelloy C
7	1020-31	6	Fastener Assembly	Stainless Steel
⊕ 9	TBA		Chargeable Air Assembly	Plastic, Brass, S/S
For alloy 20 and hastelloy units, consult factory on bladders				
^ add suffix -0 for units with 3/8" connections				
^ add suffix -1 for units with 1/2" connections				
⊕ Recommended Spare Parts				

Distributed by:



PRIMARY FLUID
SYSTEMS INC.

Call Toll Free 1-800-776-6580

Tel: (905) 333-8743

Fax: (905) 333-8746

E-Mail: primary@primaryfluid.com
<http://www.primaryfluid.com>

Distribution Territories Available

© Registered Trade Mark of Primary Fluid Systems



13