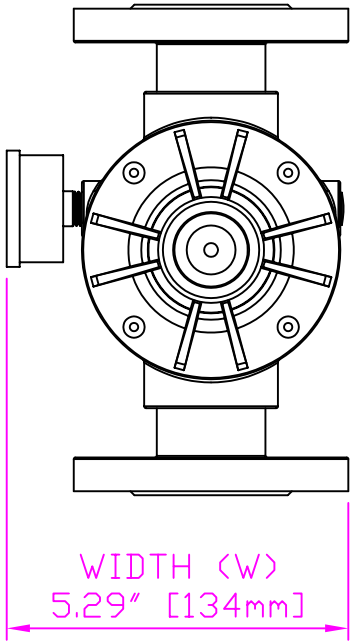
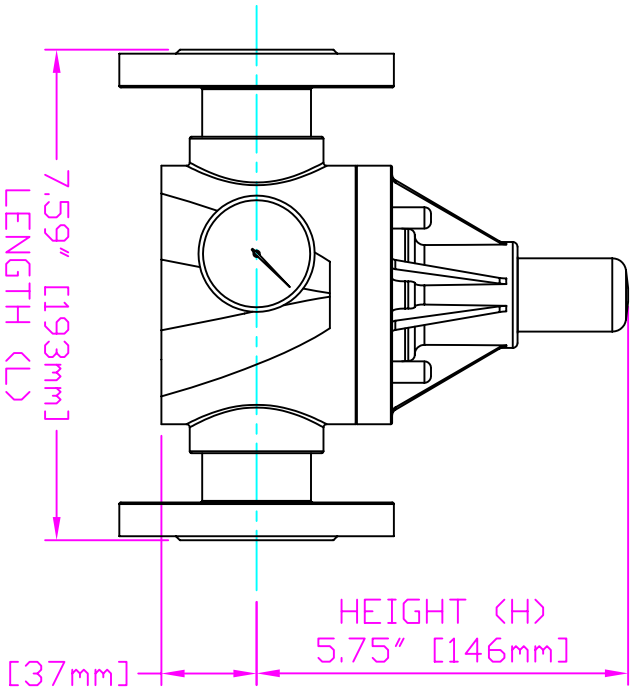


THIS DRAWING IS THE PROPERTY OF PRIMARY FLUID SYSTEMS INC. FROM WHICH A WRITTEN CONSENT FOR APPROVAL SHALL BE REQUIRED PRIOR TO COPYING.



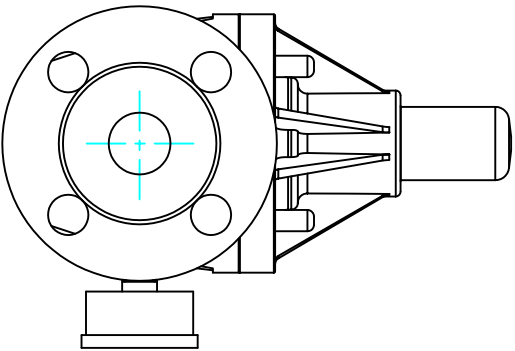
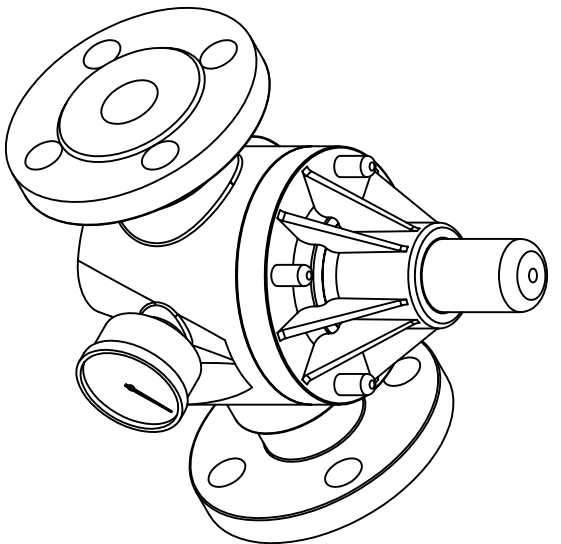
WIDTH (W)  
5.29" [134mm]



HEIGHT (H)  
5.75" [146mm]

HEIGHT (h)  
1.47" [37mm]

LENGTH (L)  
7.59" [193mm]



THIS DRAWING WITH DIMENSIONS  
APPLY TO FOLLOWING MODELS:

- ECD-110E-PVC-P-GAUGE
- ECD-110E-CPVC-T-GAUGE
- ECD-110E-PP-T-GAUGE
- ECD-110E-PVDF-T-GAUGE
- ECD-110F-PVC-P-GAUGE
- ECD-110F-CPVC-T-GAUGE
- ECD-110F-PP-T-GAUGE
- ECD-110F-PVDF-T-GAUGE

**PRIMARY FLUID SYSTEMS INC.**

1090 Cooke Blvd., Burlington, Ontario L7T 4A8

1" (DN 25) FLANGED  
ECO VALVE (HIGH FLOW VERSION)  
WITH GAUGE

PROJECT: C-SERIES ECO SHT: 1 OF 1 DRAWN BY: VICTOR V.  
DATE ISSUED: 6-DEC-11 SCALE: 1:3 UNITS: INCHES  
ECO-110E-PVC-P-GAUGE-2D

MATERIAL: PDLY  
APPROVED BY:  **PHOTO MATEL PRODUCTION**  
DIMENSIONAL TOLERANCE  
XXX = ± 0.25"

DWG TYPE:

PLANAR VIEW 2D

REV #  
1

SHEET  
SIZE:  
8.5 X 11  
**A**