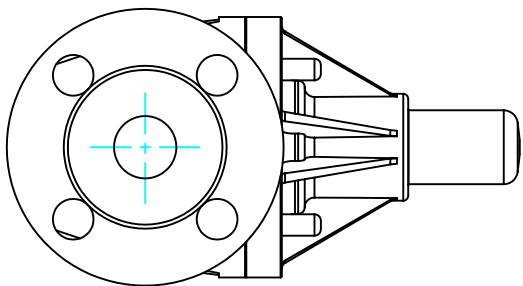
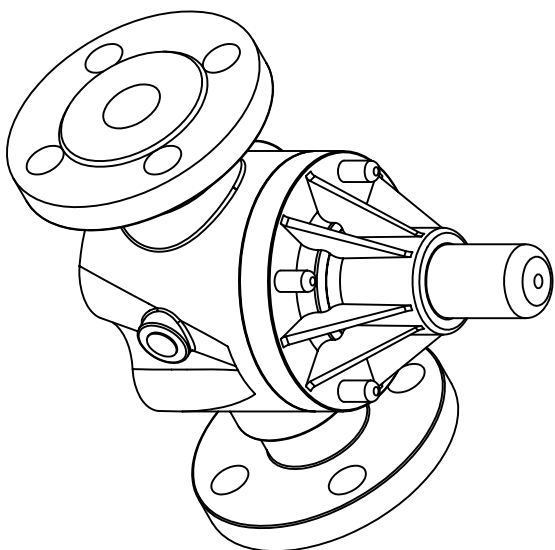
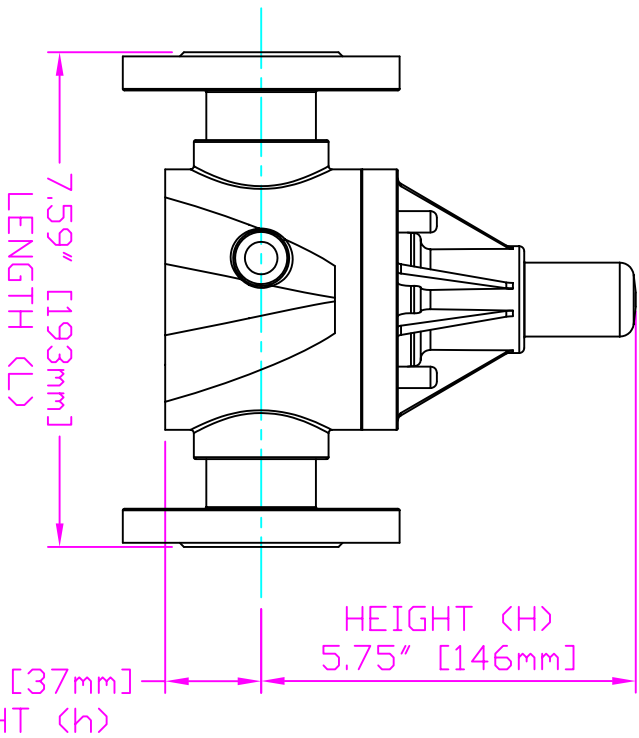
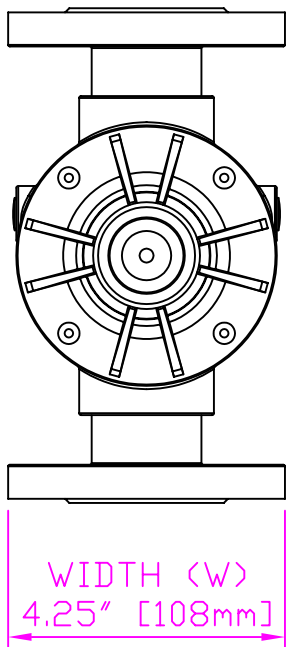


THIS DRAWING IS THE PROPERTY OF PRIMARY FLUID SYSTEMS INC. FROM WHICH A WRITTEN CONSENT FOR APPROVAL SHALL BE REQUIRED PRIOR TO COPYING.



- ECD-110E-PPVC-P
- ECD-110E-CPVC-T
- ECD-110E-PP-T
- ECD-110E-PPVF-T
- ECD-110F-PPVC-P
- ECD-110F-CPVC-T
- ECD-110F-PP-T
- ECD-110F-PPVF-T

THIS DRAWING WITH DIMENSIONS
APPLY TO FOLLOWING MODELS:

PRIMARY FLUID SYSTEMS INC. 1050 Cooke Blvd., Burlington, Ontario L7T 4A8	TITLE	PROJECT C-SERIES ECD	SHIT 1 OF 1	DRAWN BY VICTOR W.
	1" (DN 25) FLANGED ECD VALVE (HIGH FLOW VERSION)	DATE ISSUED: 6-DEC-11	SCALE: 1:3	UNITS: INCHES
DWG TYPE: PLANAR VIEW 2D	DWG NO.: ECO-110E-PVC-P-2D	MATERIAL: POLY	APPROVED BY:	REVISION: 1
		HOOD ANGLE PROJECTION	DIMENSIONAL TOLERANCE XXX = ± 0.25"	SHEET SIZE: 8.5 X 11
				A