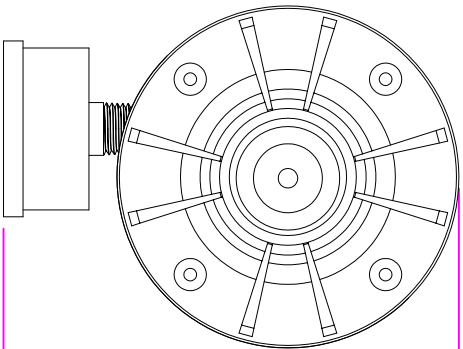
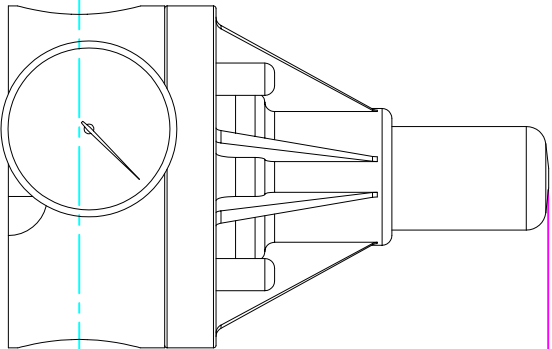


THIS DRAWING IS THE PROPERTY OF PRIMARY FLUID SYSTEMS INC. FROM WHICH A WRITTEN CONSENT FOR APPROVAL SHALL BE REQUIRED PRIOR TO COPYING.

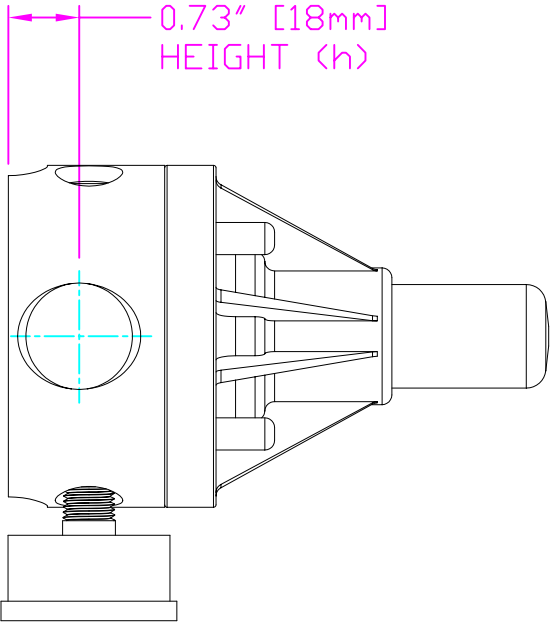
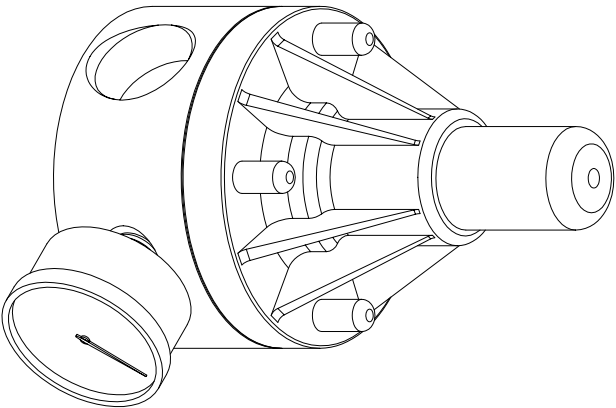


4.66" [118mm]
WIDTH



4.80" [122mm]
HEIGHT (H)

LENGTH (L)
3.50" [89mm]



0.73" [18mm]
HEIGHT (h)

ECD-75C-ALL20-T-GAUGE
ECD-75C-HAST-T-GAUGE
ECD-75C-SS-T-GAUGE
ECD-75D-ALL20-T-GAUGE
ECD-75D-HAST-T-GAUGE
ECD-75D-SS-T-GAUGE

THIS DRAWING WITH DIMENSIONS
APPLY TO FOLLOWING MODELS:

PRIMARY FLUID SYSTEMS INC.

1050 Cooke Blvd, Burlington, Ontario L7T 4A8

TITLE

¾" (DN 20) SOCKETED
ECD VALVE
WITH GAUGE

DWG TYPE:

PLANAR VIEW 2-D

PROJECT B-SERIES ECD
DATE ISSUED: 26-AUG-10
SHT: 1 OF 1
DRAWN BY: VICTOR W.L.

DWG NO.:
ECC-75C-SS-T-GAUGE-2D
SCALE: 1:2
UNITS: INCHES

MATERIAL: METALLIC

APPROVED BY:

DIMENSIONAL TOLERANCE
XXX = ± 0.25"

APPROVED BY:

ISO ANGLES PROJECTION

8.5 X 11
SHEET
SIZE:
A