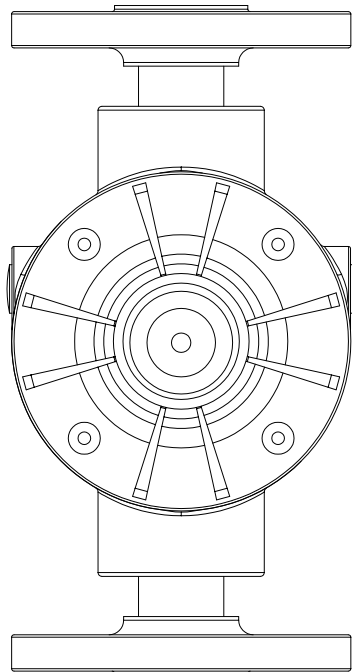
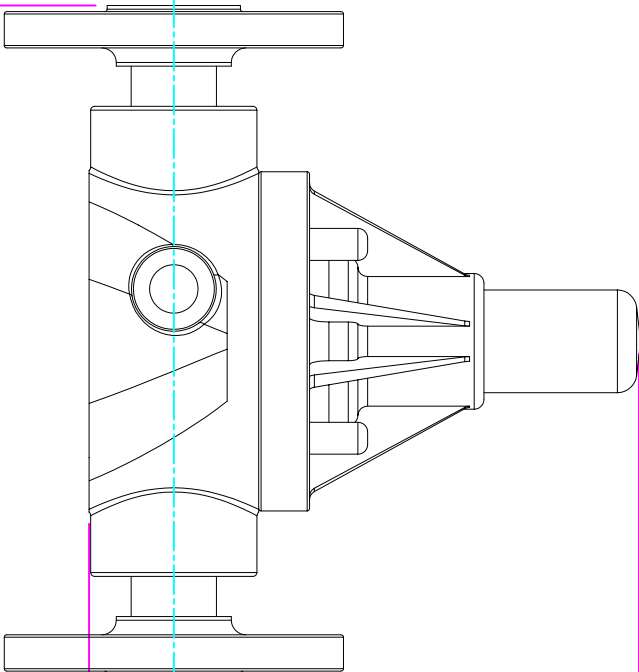


THIS DRAWING IS THE PROPERTY OF PRIMARY FLUID SYSTEMS INC. FROM WHICH
A WRITTEN CONSENT FOR APPROVAL SHALL BE REQUIRED PRIOR TO COPYING.



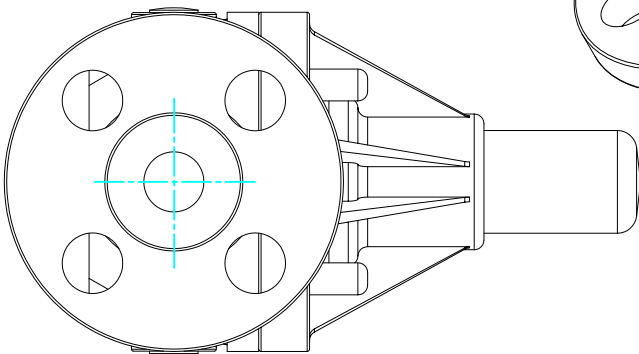
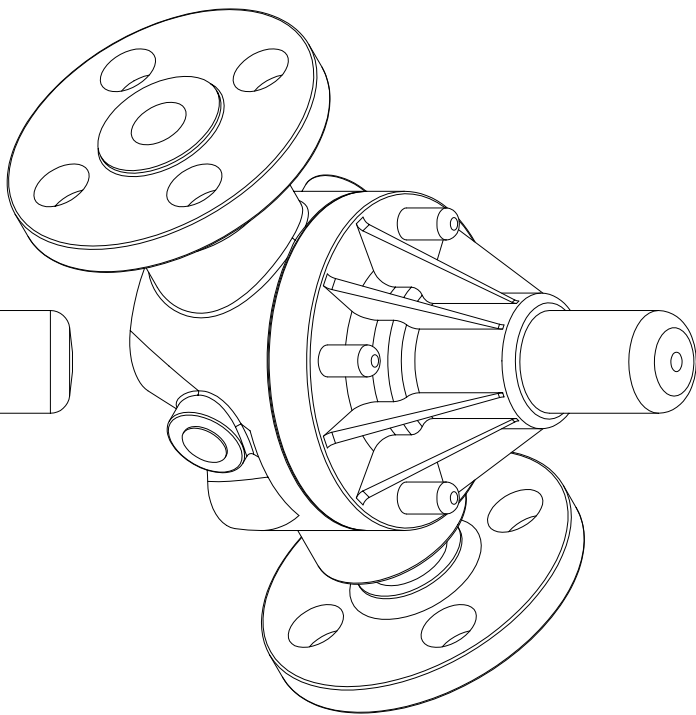
WIDTH
3.50" [89mm]



4.80" [122mm]
HEIGHT (H)

0.88" [22mm]
HEIGHT (h)

6.93" [176mm]
LENGTH (L)



THIS DRAWING WITH DIMENSIONS
APPLY TO FOLLOWING MODELS:

ECD-55E-PVC-P
ECD-55E-CPVC-T
ECD-55E-PP-T
ECD-55E-PVDF-T
ECD-55F-PVC-P
ECD-55F-CPVC-T
ECD-55F-PP-T
ECD-55F-PVDF-T

PRIMARY FLUID SYSTEMS INC.

1050 Cooke Blvd., Burlington, Ontario L7T 4A8

TITLE

1/2" (DN 15) FLANGED
ECD VALVE (HI FLOW VERSION)

DWG TYPE

PLANAR VIEW 2-D

PROJECT: B-SERIES ECD SHIT: 1 OF 1 DRAWN BY: VICTOR W.L.

DATE ISSUED: 13-AUG-10 SCALE: 1:2 UNITS: INCHES

DWG NO: ECD-55E-PVC-P-2D

REV: 1

MATERIAL: POLY

DIMENSIONAL TOLERANCE
XXX = ± 0.25"

APPROVED BY:

PROD. MARK PROTECTION



SHEET
SIZE: A