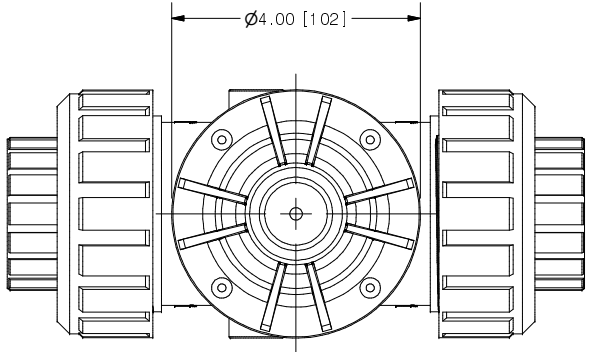
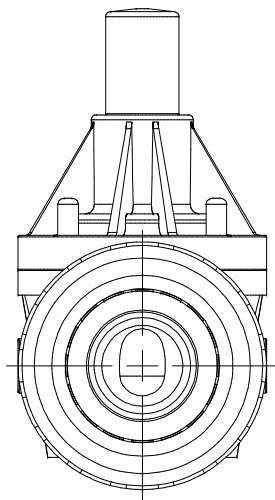
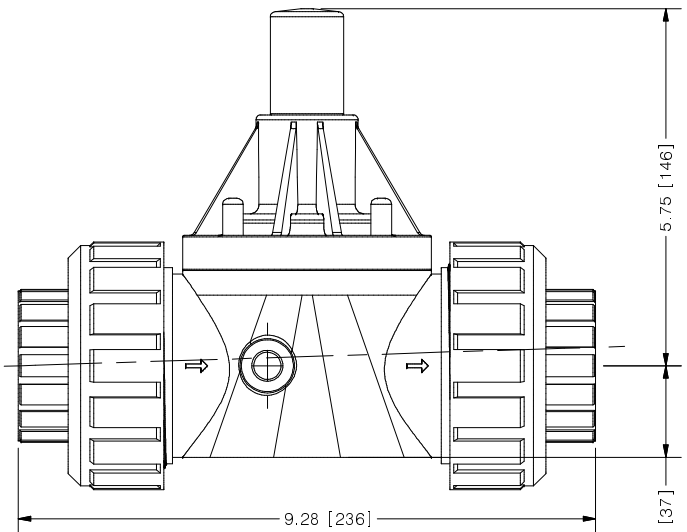
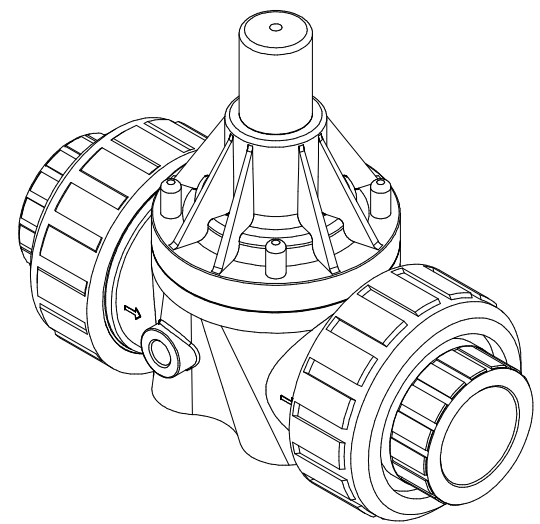


THIS DRAWING IS THE PROPERTY OF PRIMARY FLUID SYSTEMS INC. FROM WHICH A WRITTEN CONSENT FOR APPROVAL SHALL BE REQUIRED PRIOR TO COPYING.

NO.	NAME	DESCRIPTION
1	MAX ALLOWABLE OPERATING TEMPERATURE	180°F (82°C) / 140°F (60°C) FOR PVC BODY
2	MAX ALLOWABLE OPERATING PRESSURE	150 PSIG @ 70°F
CONNECTIONS		SIZE: INLET/OUTLET
3	SIZE: INLET/OUTLET	1-1/2"
4	CONNECTION TYPE	NPT UNION INSERT
MATERIALS (WETTED)		BODY
6	BODY	PVC (CPVC, PP AND PVDF OPTIONAL)
7	DIAPHRAGM	PTFE BACKED EPDM (PVC, EPDM AND VITON OPTIONAL)
8	UNION ORING	VITON
MATERIALS (NON-WETTED)		SPRING BONNET/TOP
9	SPRING BONNET/TOP	CPVC
10	SPRING	NICKEL PLATED MUSIC WIRE ASTM A228
11	TOP/BOTTOM DISC	POLYPROPYLENE
12	BOLTS, NUTS, WASHERS	18-8 SS, ANSI B18.3
13	FACTORY SET PRESSURE	50 PSIG
14	SPRING RANGE	7-150 PSIG



ECO VALVE® C-SERIES BACK PRESSURE VALVE



SCALE 1 : 2

REV	DESCRIPTION	DATE	NAME
0	NEW DRAWING	--	--

PRIMARY FLUID SYSTEMS INC. 1050 COOKE BLVD. BURLINGTON, ONTARIO L7T 4A8	PROJECT: EV C-SERIES	SHT: 1 OF 1	DRAWN BY: NG
	DATE DRAWN: 8/4/2016	SCALE: 1 : 2	UNITS: INCH [mm]
TITLE: BACK PRESSURE ECO VALVE C-SERIES WITH UNION NUT AND 1-1/2" NPT INSERTS	MATERIAL: SEE CHART	REV# 0	
DWG NO: ECO-1 50G-PVC_R0	APPROVED BY:	CHECKED BY:	DIMENSIONAL TOLERANCE 0.XX ± 0.25 0.XXX ± 0.25 0.XXXX ± 0.25
DWG NAME: ECO VALVE	THIRD ANGLE PROJECTION		SHEET SIZE: B
DWG TYPE: PLANAR VIEW			