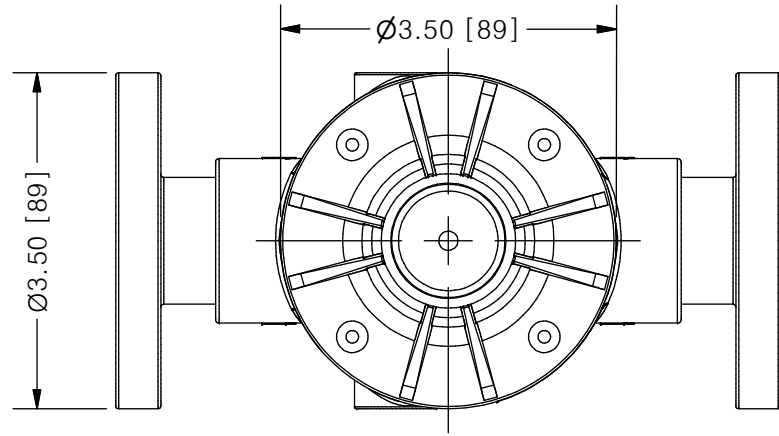
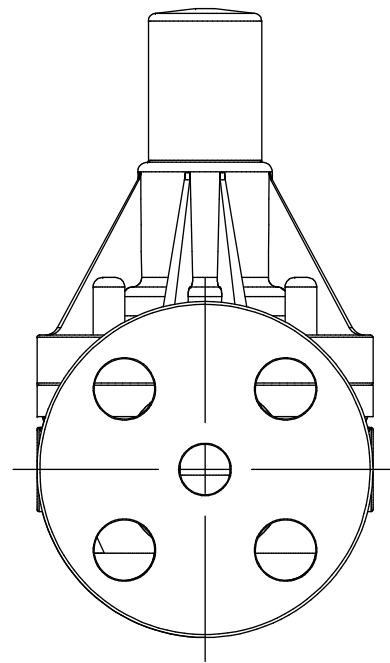
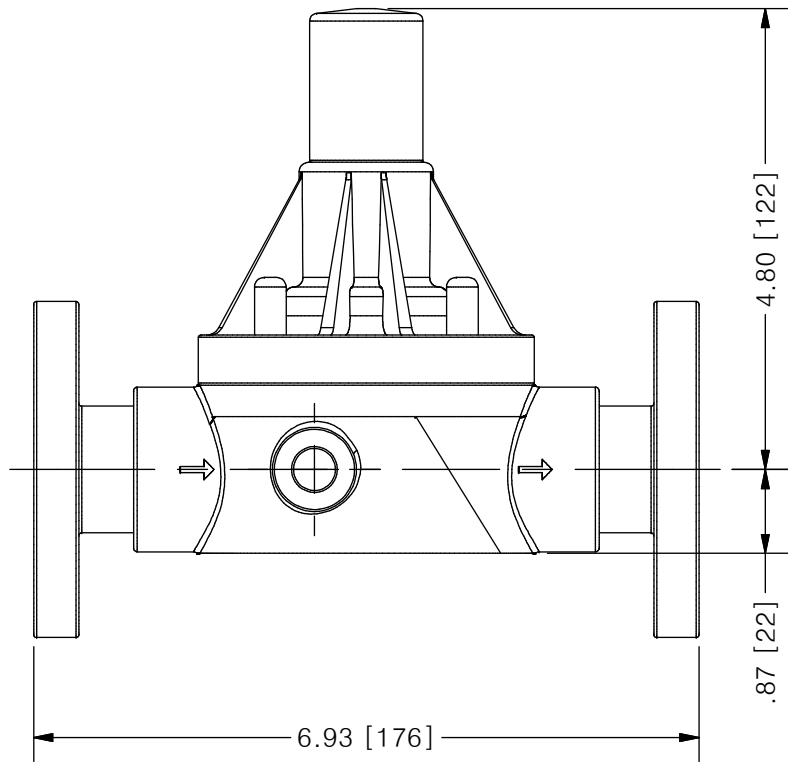
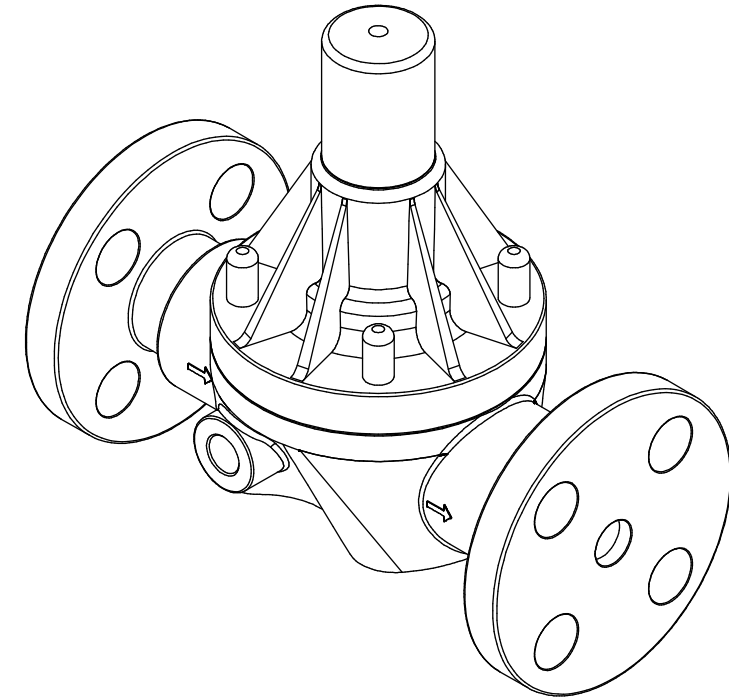


THIS DRAWING IS THE PROPERTY OF PRIMARY FLUID SYSTEMS INC. FROM WHICH A WRITTEN CONSENT FOR APPROVAL SHALL BE REQUIRED PRIOR TO COPYING.

NO.	NAME	DESCRIPTION
1	MAX ALLOWABLE OPERATING TEMPERATURE	180°F (82°C) / 140°F (60°C) FOR PVC BODY
2	MAX ALLOWABLE OPERATING PRESSURE	150 PSIG @ 70°F
CONNECTIONS		
3	SIZE: INLET/OUTLET	1/2"
4	CONNECTION TYPE	ANSI FLANGE 150# FF B16.5
MATERIALS (WETTED)		
6	BODY	PVC (CPVC, PP AND PVDF OPTIONAL)
7	DIAPHRAGM	PTFE BACKED EPDM (PVC, EPDM AND VITON OPTIONAL)
MATERIALS (NON-WETTED)		
8	SPRING BONNET/TOP	CPVC
9	SPRING	NICKEL PLATED MUSIC WIRE ASTM A228
10	TOP/BOTTOM DISC	POLYPROPYLENE
11	BOLTS, NUTS, WASHERS	18.8 SS, ANSI B18.3
12	FACTORY SET PRESSURE	50 PSIG
13	SPRING RANGE	7-150 PSIG



ECO VALVE® B-SERIES BACK PRESSURE VALVE



SCALE 1 : 2

PRIMARY FLUID SYSTEMS INC. 1050 COOKE BLVD, BURLINGTON, ONTARIO L7T 4A8		PROJECT: EV B-SERIES	SHT: 1 OF 1	DRAWN BY: BRJB
TITLE: BACK PRESSURE ECO VALVE B-SERIES WITH 1/2" ANSI FLANGES		DATE DRAWN: 12/17/2018	SCALE: 1 : 2	UNITS: INCH [mm]
DWG NO: ECO-55E-PVC_R0		MATERIAL: SEE CHART		REV# 0
DWG NAME: ECO VALVE		APPROVED BY: CHECKED BY:		THIRD ANGLE PROJECTION
DWG TYPE: PLANAR VIEW		DIMENSIONAL TOLERANCE 0.X = ± 0.25" 0.XX = ± 0.25" 0.XXX = ± 0.25"		SHEET SIZE: B

REV	DESCRIPTION	DATE	NAME
0	NEW DRAWING	--	--