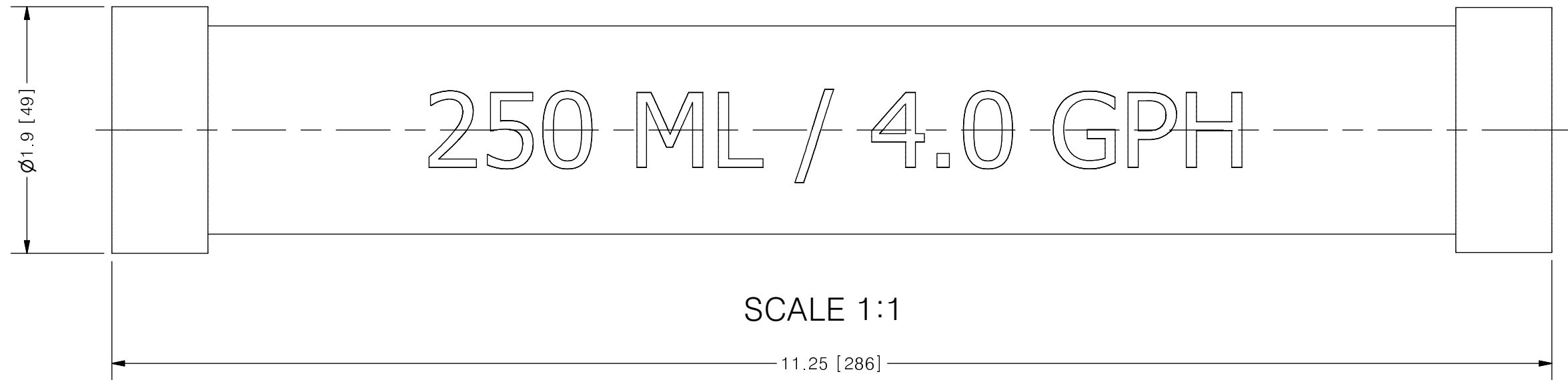
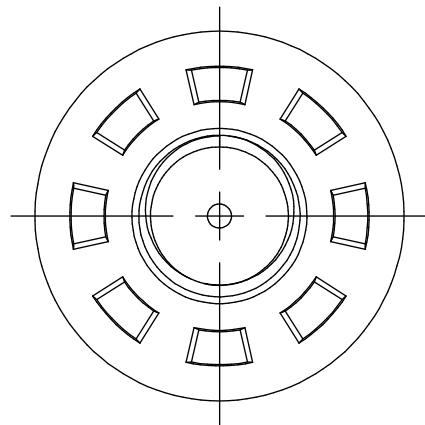


THIS DRAWING IS THE PROPERTY OF PRIMARY FLUID SYSTEMS INC. FROM WHICH A WRITTEN CONSENT FOR APPROVAL SHALL BE REQUIRED PRIOR TO COPYING.

	NO.	NAME	DESCRIPTION
	1	MAX ALLOWABLE OPERATING TEMPERATURE	140°F (60°C)
	2	MAX ALLOWABLE OPERATING PRESSURE	15 PSIG
CONNECTIONS	3	BOTTOM PORT CONNECTION	1/2"
	4	TOP PORT CONNECTION	N/A
	5	TYPE	NPT
MATERIALS	6	CYLINDER	CLEAR PVC
	7	END CAP	PVC
	8	GLUE	CPVC, CHEMICAL RESISTANT
INPUT DATA	9	VOLUME SIZE	250 ML / 4.0 GPH
SCALE	10	BI DIRECTIONAL GRADUATIONS	2 ML / .05 GPH DIVISIONS
COMMENTS	11	ALL CYLINDERS ARE RATED FOR LIQUID SERVICE ONLY	√
	12	CYLINDERS ARE NOT PRESSURE VESSELS	√
		NSF 61 APPROVED	

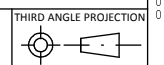
CLEARVIEW® CV#3 PVC CALIBRATION CYLINDER



REV	DESCRIPTION	DATE	NAME
0	NEW DRAWING	--	--

REVISION HISTORY

PRIMARY FLUID SYSTEMS INC. 1050 COOKE BLVD, BURLINGTON, ONTARIO L7T 4A8		PROJECT: CV	SHT: 1 OF 1	DRAWN BY: NG
TITLE: 250 ML CALIBRATION CYLINDER WITH 1/2" NPT CONNECTION		DATE DRAWN: 5/9/2016	SCALE: 1:1	UNITS: INCH [mm]
DWG NAME: CV CYLINDER		MATERIAL: SEE CHART	DWG NO: CV#3-250_R0	REV# 0
DWG TYPE: PLANAR VIEW		APPROVED BY:	CHECKED BY:	DIMENSIONAL TOLERANCE 0.XX = ± 0.25" 0.XXX = ± 0.25" 0.XXX = ± 0.25"



SHEET SIZE: B